

LEFT OR RIGHT SIDE NAVIGATION

QlikView Technical Brief

April 2013

QlikView 11



Contents

- RIGHT-PANE NAVIGATION..... 4
- TOP-PANE NAVIGATION 5
- LEFT-PANE NAVIGATION..... 6
- MORE LIST BOXES 7
- SUMMARY 8

Introduction

Is the left-side navigation better than the right-side?

In information design, left-side, top-left to be in particular, is always used for the most important information. It is because as a human-nature that's the space people pay attention to first. So should we place it on the right?

People are used to use left navigation because most of the web sites have menus on the left. When we think about a shopping web site, all departments, categories, genders, sizes... are on the left hand side. So should we keep it on the left?

Some people also wonder if placing the navigation at the top will solve the problem.

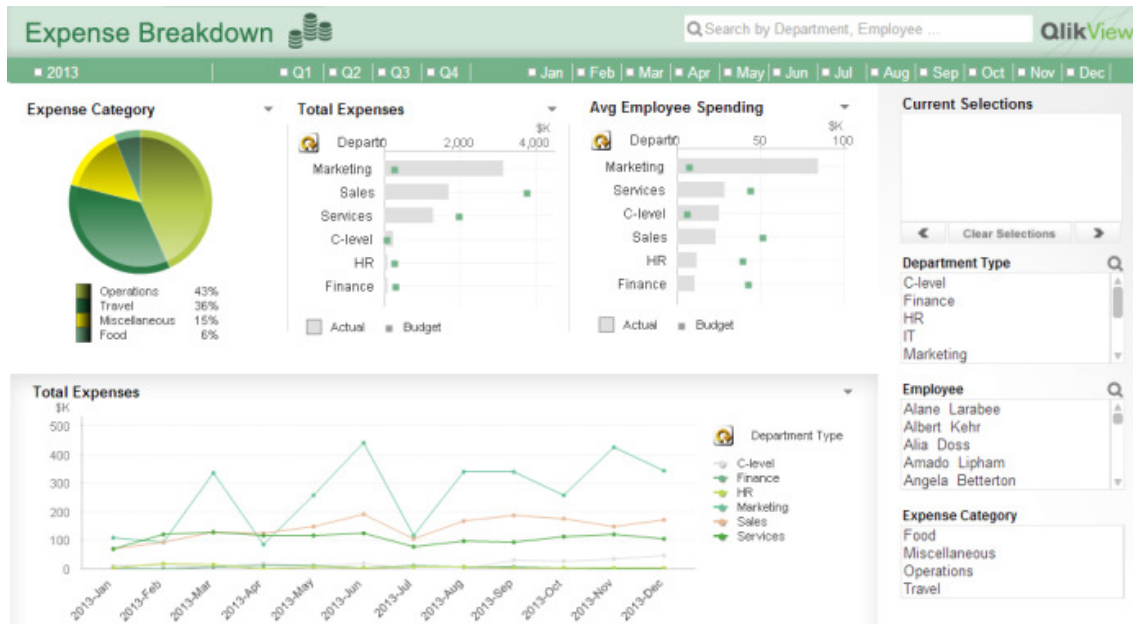
This documentation will help you understand each scenario and suggest what may be the best option. We will look at this from QlikView usability perspectives.

SUPPORTING MATERIALS

- Demo : [Expense Management](#) demo on demo.qlikview.com.
- Demo : [Workforce Management](#) demo on demo.qlikview.com.

QlikView

Right-pane navigation



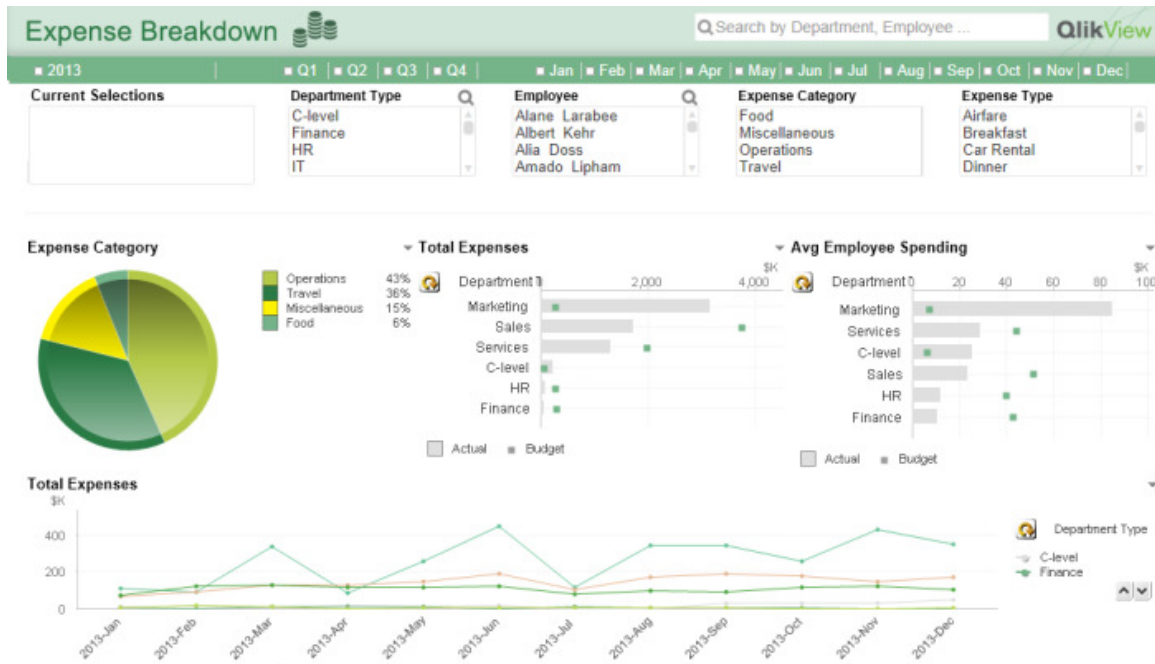
We create a demo application for 1024px width so that it will fit nicely with any devices you may have including a projector. But some users may have a wider screen or higher resolution screen.

If for some reason if a user wants to expand the line chart at the bottom of this application to see more in detail or utilizing the space of the screen, s/he needs to overlap the navigation section with the chart by extending the width. Then, when s/he wants to make a selection in Expense Category, it is not easy to do. Either s/he needs to move the chart or resize it first to make a selection.

If the navigation pane was on the left hand side, the user could resize the width no hesitation, and s/he still could make selections in Expense Category list box. Because of this, it seems the right-pane navigation is not the best choice.

QlikView

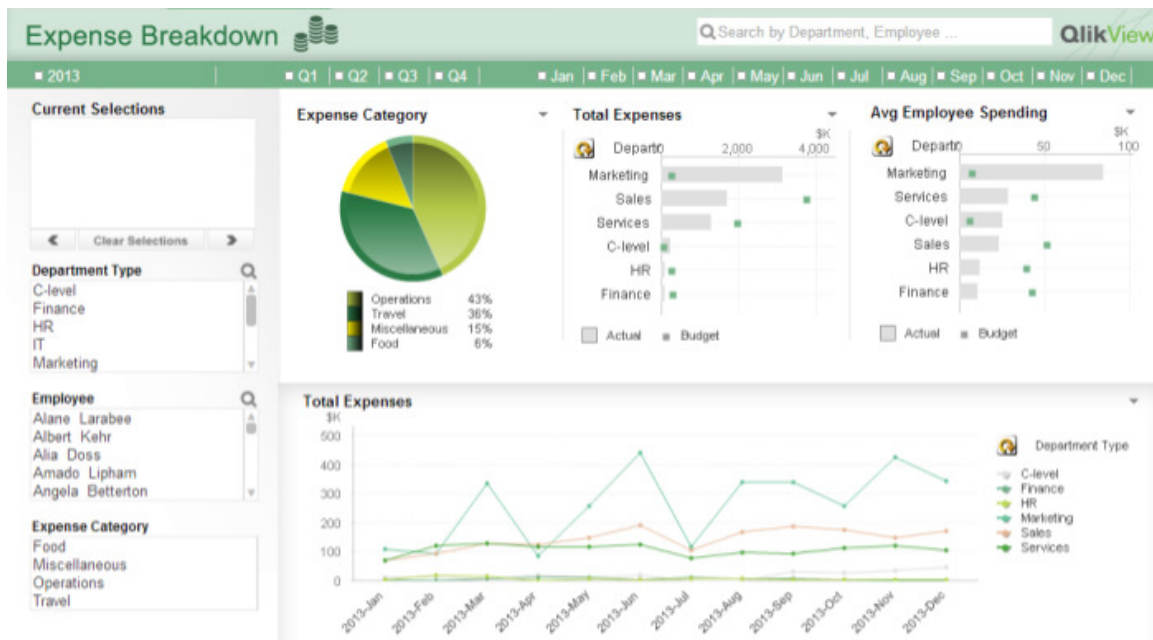
Top-pane navigation



How about placing the navigation pane at the top of the screen? This seems to be a good idea because the 'body' part can be used only for information display. Is this the best of the all world? Let's think about this for a second. We are all aware that you will get a request of adding more list boxes on the screen by users. Eventually you will run out of the room towards the right, and you will consider adding a second row of list boxes. Then will you shift everything down? You are losing the important real-estate to display information by the navigation pane. So that doesn't work well.

QlikView

Left-pane navigation

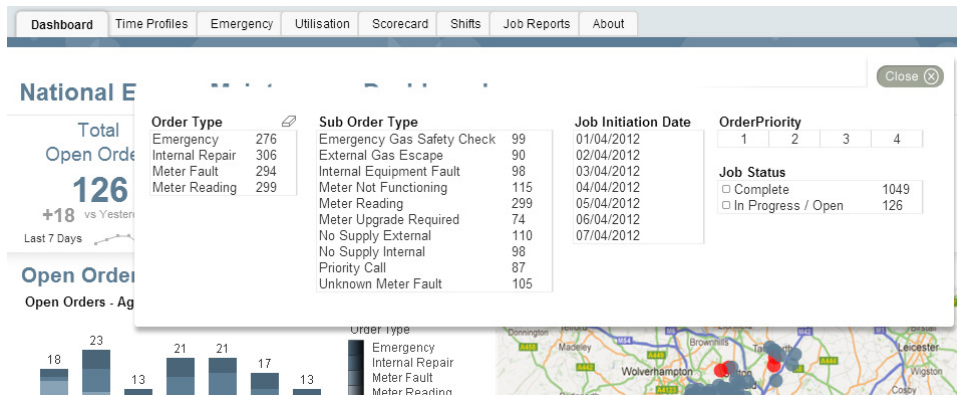


It seems to be that the left-side pane works the best in QlikView applications, and here are the benefits.

1. People are already used to look at the left side to navigate a web site. So why not also for QlikView? Also remember that QlikView is also a web page.
2. QlikView tabs as well as clear button navigation bar are at the top starting from the left. So it is the best to keep the navigation elements on the left hand side so that when a user looks at the top left corner, all navigation related items can be seen easily. It's all about where your eyes start on the screen.
3. If a user wants to expand the width of an object on a wide screen, there is no disturbance with other objects.
4. The area to display the information is consistent. Even if I add more list boxes, I do so within the left pane. So there is no need to shift the information display area.

More List boxes

If you cannot give up the top-pane option or wish to have many list boxes on user's figure tip, then you can use a trick. [Here](#) is an example.



When you click on the 'filter' button, then there is a drop panel with list boxes. We recommend you using this in dashboard where you need lots of real-estate for important information. Or also you can use this together with the left-pane navigation. When that is the case, create list boxes for the most frequently used fields on the left for easy navigation, and you can create the hidden panel for additional list boxes.

QlikView

Summary

You have learned where may be the best option to place list boxes for easy navigation for QlikView users. This documentation is written by an English-speaker; however, the best practices for where to place a navigation pane may differ for different languages.

www.qlikview.com

© 2012 QlikTech International AB. All rights reserved. QlikTech, QlikView, Qlik, Q, Simplifying Analysis for Everyone, Power of Simplicity, New Rules, The Uncontrollable Smile and other QlikTech products and services as well as their respective logos are trademarks or registered trademarks of QlikTech International AB. All other company names, products and services used herein are trademarks or registered trademarks of their respective owners. The information published herein is subject to change without notice. This publication is for informational purposes only, without representation or warranty of any kind, and QlikTech shall not be liable for errors or omissions with respect to this publication. The only warranties for QlikTech products and services are those that are set forth in the express warranty statements accompanying such products and services, if any. Nothing herein should be construed as constituting any additional warranty.