

## Table of Contents

Sales of 2014.....	2
Top 25 Products of 2014.....	2
Countries Comprising 80% of Sales in 2014.....	2
Category Sales in 2014.....	3
Sales of 2015.....	4
Top 25 Products of 2015.....	4
Countries Comprising 80% of Sales in 2015.....	4
Category Sales in 2015.....	5
Sales of 2016.....	6
Top 25 Products of 2016.....	6
Countries Comprising 80% of Sales in 2016.....	6
Category Sales in 2016.....	7
Sales of 2017.....	8
Top 25 Products of 2017.....	8
Countries Comprising 80% of Sales in 2017.....	8
Category Sales in 2017.....	9
Sales of 2018.....	10
Top 25 Products of 2018.....	10
Countries Comprising 80% of Sales in 2018.....	10
Category Sales in 2018.....	10

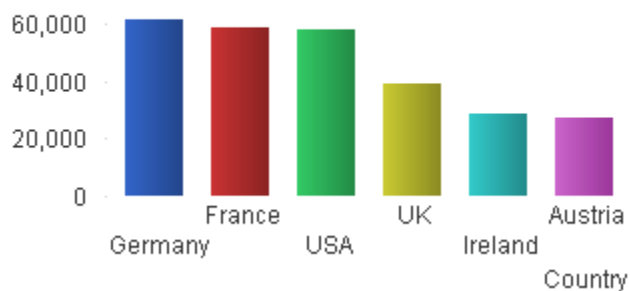
# Sales of 2014

## Top 25 Products of 2014

ProductName	GP%	Total Sales	Gross Profit	Total Sales Hidden
Shagall Socks	13,6%	22	3	22
Mehmet-Tröja	14,7%	421	62	421
RDL Suit	15,5%	5 252	816	5 252
Balett Shoes	16,5%	1 596	263	1 596
Tennis Suit	16,7%	3 963	663	3 963
Aino Shoes	16,8%	1 693	284	1 693
Rossi Shorts	16,8%	2 266	381	2 266
Mehmet-Skor	16,8%	44	7	44
Summer Shorts	16,9%	1 356	229	1 356
Tracksuit	17,2%	7 217	1 241	7 217
Finnish Swimsuit	17,2%	1 064	183	1 064
Terence Top	17,2%	1 938	333	1 938
X-Dress	17,5%	2 353	413	2 353
Sheat Shoes	17,7%	8 281	1 463	8 281
Atles Lussekofta	17,9%	3 382	607	3 382
WFS shoes	18,3%	6 346	1 162	6 346
Ravellis Träskor	18,3%	124	23	124
Le Baby Dress	18,4%	6 510	1 197	6 510
Racing Truck Socks	18,4%	175	32	175
Finnish Sport Blades	18,7%	2 812	525	2 812
High Heels Shoes	18,8%	13 392	2 517	13 392
Bow tie	18,9%	623	118	623
Ga-Ga Dress	19,0%	1 043	198	1 043
Burned Rubber Shoes	19,3%	487	94	487
Stretch oui-pants	19,5%	2 026	395	2 026

## Countries Comprising 80% of Sales in 2014

Year: 2014



# Category Sales in 2014

Sales



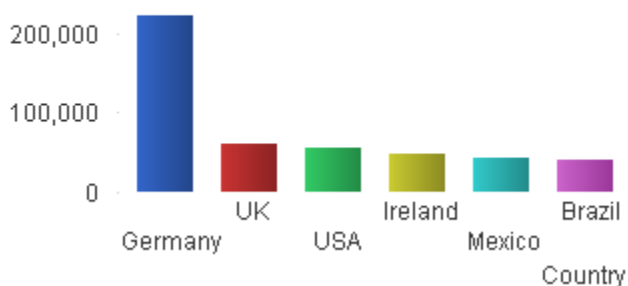
# Sales of 2015

## Top 25 Products of 2015

ProductName	GP%	Total Sales	Gross Profit	Total Sales Hidden
Shagall Socks	17,8%	503	89	503
Finnish Sport Blades	18,1%	1 425	258	1 425
Nikee Running Shoes	18,1%	2 289	415	2 289
Rodbye Troje	18,2%	3 342	609	3 342
Jumpin Jack Flash Dress	18,7%	15 762	2 954	15 762
Tracksuit	18,8%	5 551	1 045	5 551
Chantell Shirt	19,0%	1 844	349	1 844
Langoste Shirt	19,0%	997	189	997
DSW	19,0%	840	160	840
Rossi Shorts	19,2%	3 283	631	3 283
Burned Rubber Shoes	19,3%	3 632	701	3 632
Minnki Pälsii	19,3%	158 005	30 494	158 005
Car Boots	19,3%	4 047	782	4 047
Conserve Shoes	19,3%	8 774	1 695	8 774
Small Crocodile Boots	19,4%	14 435	2 800	14 435
Davenport	19,5%	28 004	5 463	28 004
WFS shoes	19,7%	4 351	855	4 351
Sport Shoes	20,0%	100	20	100
Mr X Trousers	20,2%	6 554	1 327	6 554
Sumi Underwear	20,2%	621	126	621
Mehmet-Skor	20,4%	111	23	111
Danske Treshoe	20,6%	2 455	505	2 455
Okkaba Skin Jackets	20,6%	14 428	2 971	14 428
Ravellis Träskor	20,6%	671	138	671
Cap	20,9%	4 266	893	4 266

## Countries Comprising 80% of Sales in 2015

Year: 2015



## Category Sales in 2015

Sales



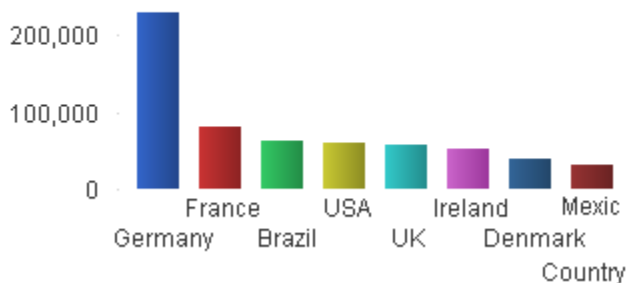
# Sales of 2016

## Top 25 Products of 2016

ProductName	GP%	Total Sales	Gross Profit	Total Sales Hidden
Tracksuit	8,2%	2 687	221	2 687
Ravellis Träskor	11,8%	479	56	479
Burned Rubber Shoes	11,8%	4 199	496	4 199
Serve-Shirt	11,9%	3 126	371	3 126
Conserve Shoes	12,9%	18 136	2 345	18 136
Finnish Swimsuit	13,0%	1 081	140	1 081
Chantell Shirt	13,3%	3 425	457	3 425
Sumi Underwear	13,6%	131	18	131
LA. Shorts	13,9%	1 823	254	1 823
Tuxedo	14,0%	3 941	553	3 941
Finnish Sport Blades	14,4%	6 162	885	6 162
Squash Shorts	14,4%	3 542	510	3 542
Shagall Socks	14,5%	888	129	888
Skirt	14,8%	4 942	732	4 942
Tiny Winy Hot Bikini	15,2%	1 355	206	1 355
Balett Shoes	15,3%	4 244	647	4 244
RDL Suit	15,9%	12 497	1 990	12 497
Baywatch Bikini	16,0%	2 660	425	2 660
High Heels Shoes	16,3%	9 701	1 580	9 701
Basket Shoes	16,4%	4 892	804	4 892
Samba Socker Socks	16,5%	3 187	527	3 187
Terence Top	16,7%	28 554	4 770	28 554
Aino Shoes	16,8%	19 115	3 212	19 115
O-Man Underwear	16,9%	1 565	264	1 565
DSW	16,9%	2 706	458	2 706

## Countries Comprising 80% of Sales in 2016

Year: 2016



## Category Sales in 2016

Sales



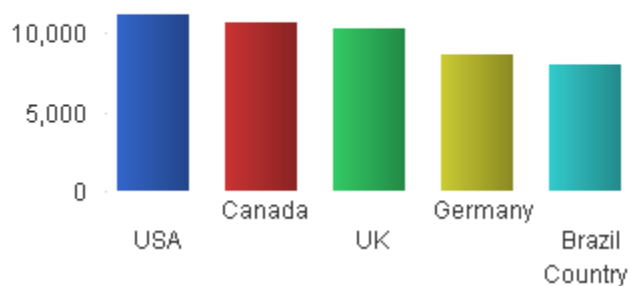
# Sales of 2017

## Top 25 Products of 2017

ProductName	GP%	Total Sales	Gross Profit	Total Sales Hidden
Squash Shorts	9,9%	89	9	89
Bike Helmet	11,3%	1 276	144	1 276
Langoste Shirt	13,6%	597	81	597
Mehmet-Napp	13,6%	27	4	27
Skirt	13,6%	64	9	64
Feiss Fleece Trousers	13,6%	849	116	849
Sumi Underwear	13,6%	31	4	31
Samba Socker Socks	13,6%	51	7	51
Duck Trousers	13,6%	68	9	68
Baywatch Bikkini	13,6%	153	21	153
Rossi Bermuda Shorts	13,6%	273	37	273
Kool Sunglasses	13,6%	324	44	324
LA. Shorts	13,6%	606	82	606
Basket Vest	13,6%	941	128	941
Mehmet-Skor	13,6%	109	15	109
Oyaki Kimono	13,6%	941	128	941
Atles Lussekofta	13,6%	149	20	149
Rossi Shorts	13,6%	351	48	351
DSW	13,6%	360	49	360
Patamonia Fleece Jacket	13,6%	1 219	166	1 219
Sheat Shoes	13,6%	2 488	338	2 488
Burned Rubber Shoes	13,6%	451	61	451
Conserve Shoes	13,6%	575	78	575
Cap	13,6%	225	31	225
Chantell Shirt	14,3%	924	132	924

## Countries Comprising 80% of Sales in 2017

Year: 2017





## Category Sales in 2017

Sales



# Sales of 2018

## Top 25 Products of 2018

ProductName	GP%	Total Sales	Gross Profit	Total Sales Hidden
Desperado Jeans	17,2%	766	132	766
Atles Lussekofta	17,2%	485	83	485
Racing Truck Socks	17,2%	32	5	32

## Countries Comprising 80% of Sales in 2018

No data to display

## Category Sales in 2018

Sales

