

1. The report definition showing the dynamic name with the variable.

Test Dynamic Name for NewsStand

Export Replace Edit template  

Overview Filters

Report

Title Test Dynamic Name for NewsStand

Description

Type Word

App Test Dynamic Name for NewsStand

Enabled

Enable On-Demand and API report generation

Enable cycle

Enable dynamic naming





Cycle

Connection Test Dynamic Name for NewsStand

Field to cycle Facility

Add field

Dynamic name

	Report name	%%Report_Name%%	↕
	Custom	-	↕
	Qlik variable	%%Variable_Test_Dynamic_Name_for_NewsStand_vReportPeriod%%	↕
	Custom	-	↕
	Field variable	%%Field_Test_Dynamic_Name_for_NewsStand_F\Facility%%	↕

Add variable

Preview %%Report_Name%%_%%Variable_Test_Dynamic_Name_for_NewsStand_vReportPeriod%%_%%Field_Test_Dynamic_Name_for_NewsStand_F\Facility%%

Error handling

2. The vReportPeriod variable is set to "Fiscal Year ####" within the Qlik Sense app based on the value of the report filter shown below. The current value of the filter is 2019.

Filters

- Overview
- Reports
- Users/groups
- Filters**
- Destinations
- Email message
- Triggers
- Conditions

Publish task filters

Available items

18 25 50 100

>

<

>>

<<

Selected items

Fiscal Year

Filter priority

⌵ Fiscal Year

Cancel Update task filters

3. The Publish Task Overview.

Dynamic Name Test

Run now  

- Overview**
- Reports
- Users/groups
- Filters
- Destinations
- Email message
- Triggers
- Conditions

Publish task

Name

Description

App

Days to keep

Reports to keep

Enabled

Report security

Password to open

Password to write

Cancel Save

- The Publish Task Report detail screen showing the default Friendly Name which was automatically set to the report name as soon as it was chosen.

[Publish tasks](#) / [Dynamic Name Test](#) / [Reports](#) / Test Dynamic Name for NewsStand

Test Dynamic Name for NewsStand

Overview **Reports** Users/groups Filters Destinations Email message Triggers Conditions

Report

Choose report: Test Dynamic Name for NewsStand

Friendly name: Test Dynamic Name for NewsStand

Report type: Word

Output format: PDF

Quality: Very high

Attach to email

Enabled

Conditions

Add condition

Report security


Password protection: No password

Cancel Save

- The Report named as displayed on NewsStand

Reports





View: All reports Date range: Created All time Search

Preview	Report	Format	Quality	Created	Actions
	Test Dynamic Name for NewsStand	PDF	Very high	November 19, 2020 10:57 AM	...

We would like the variable, in this case Fiscal Year 2019, to be part of this name so we can generate the report for multiple years and be able to identify which one is for which year from here. The name of the zip file, as shown on the next screen, is **Test Dynamic Name for NewsStand_Fiscal Year 2019_Facility.pdf.zip**. We would like this name to match that.

6. The downloaded zip showing the variable substitution

Qlik NPrinting > Test Dynamic Name for NewsStand_Fiscal Year 2019_Facility.pdf.zip

Name	Type	Cor
 Test Dynamic Name for NewsStand_Fiscal Year 2019_East.pdf	Adobe Acrobat Document	
 Test Dynamic Name for NewsStand_Fiscal Year 2019_North.pdf	Adobe Acrobat Document	
 Test Dynamic Name for NewsStand_Fiscal Year 2019_South.pdf	Adobe Acrobat Document	
 Test Dynamic Name for NewsStand_Fiscal Year 2019_West.pdf	Adobe Acrobat Document	

7. I attempted to add the variable as shown on the report definition screen to the Friendly Name as shown below.

[Publish tasks](#) / [Dynamic Name Test](#) / [Reports](#) / [Test Dynamic Name for NewsStand](#)

Test Dynamic Name for NewsStand %%Variable_Test_Dynamic_Name_for_NewsStand_vReportPeriod%%

Overview **Reports** Users/groups Filters Destinations Email message Triggers Conditions

Report

Choose report: Test Dynamic Name for NewsStand

Friendly name: Test Dynamic Name for NewsStand %%Variable_Test_Dynamic_Name_for_NewsStand_vReportPeriod%%

Report type: Word

Output format: PDF

Quality: Very high

Attach to email

Enabled


Conditions

Add condition

Report security

Password protection: No password


Cancel Save




8. The resulting NewsStand report name shows the variable was not replaced with its value.

Reports

View: All reports | Date range: Created | All time | Search

Preview	Report	Format	Quality	Created	Actions
	Test Dynamic Name for NewsStand %%Variable_Test_Dynamic_Name_for_NewsStand_vReportPeriod%%	PDF	Very high	November 19, 2020 10:48 AM	...



9. The zip file name and individual file names also contain this variable string.

Qlik NPrinting > Test Dynamic Name for NewsStand %%Variable_Test_Dynamic_Name_for_NewsStand_vReportPeriod%%_Fiscal Year 2019_Facility.pdf.zip

Name	Type
Test Dynamic Name for NewsStand %%Variable_Test_Dynamic_Name_for_NewsStand_vReportPeriod%%_Fiscal Year 2019_East.pdf	Adobe Ac
Test Dynamic Name for NewsStand %%Variable_Test_Dynamic_Name_for_NewsStand_vReportPeriod%%_Fiscal Year 2019_North.pdf	Adobe Ac
Test Dynamic Name for NewsStand %%Variable_Test_Dynamic_Name_for_NewsStand_vReportPeriod%%_Fiscal Year 2019_South.pdf	Adobe Ac
Test Dynamic Name for NewsStand %%Variable_Test_Dynamic_Name_for_NewsStand_vReportPeriod%%_Fiscal Year 2019_West.pdf	Adobe Ac

So, is it possible to have the Report name displayed on the NewsStand to match the zip file name from #6?