

Qlik Technical Workshop

Wednesday, April 10, 2024



Before we start the workshop...

A kind reminder

- All attendees are muted
- Please enter any questions into the chat



Make the most of this Workshop

Set yourself up with one screen to watch and one to do yourself !



Getting Started Instructions

Data and Apps provided for the workshop

To successfully perform all activities, present in this workshop, you have been provided with a few files on the following article:

<https://community.qlik.com/t5/Official-Support-Articles/Tenant-Admin-Workshop/ta-p/2059958>






Agenda

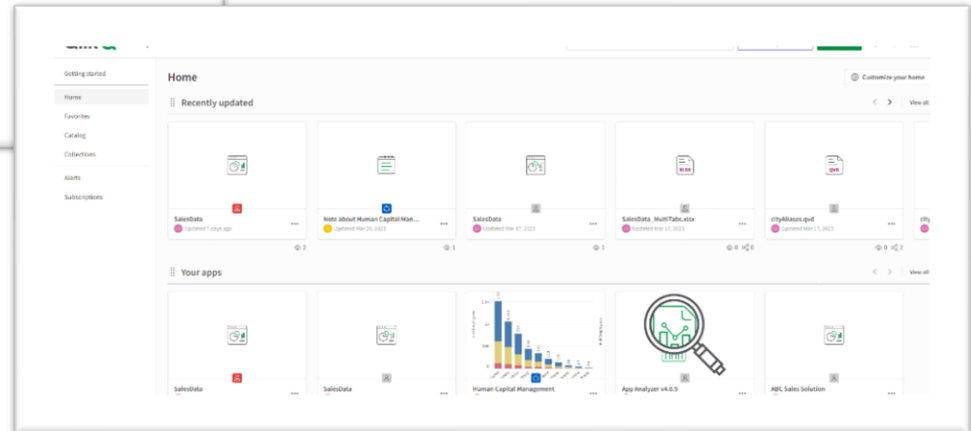
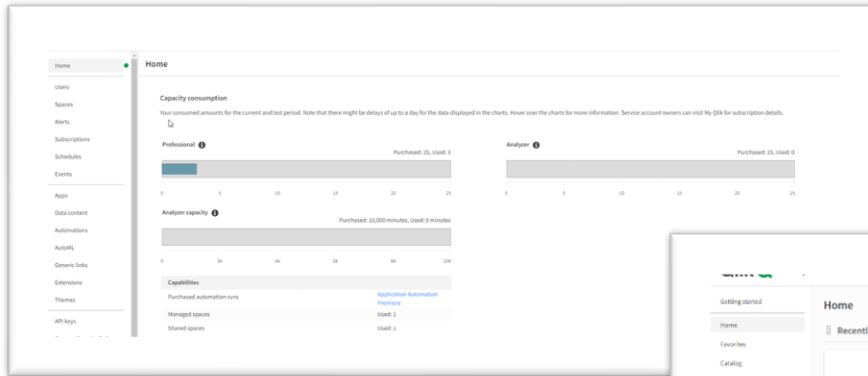
- *The Hub*
- *App Creation*
- *Upload and configure App Analyzer*
- *Schedule a Reload*
- *User Onboarding*
- *Spaces and Space Roles*
- *Alerts and Subscriptions*
- *Security Roles*
- *What´s next?*
- *Q & A – Open discussion*
- *References (QCC / Learning)*

Hands-On Exercises



Workshop Objectives

This workshop is designed to introduce you to Qlik Sense HUB and provide an overall description of what a tenant admin can realize in terms of navigation, space management and basic configuration. During the workshop we will also load up a couple of apps to have a grasp of the app creation mechanism (usually handled by developers). One of the two apps has been specifically designed to help tenant admins understand tenant workload so that corrective actions can be taken to optimize the environment.



Data and App provided for the workshop

Attendee workbook,
Excel file and resulting
app available at:

<https://community.qlik.com/t5/tkb/workflowpage/tkb-id/qlik-support-knowledge-base/article-id/8924>

A	B	C	D	E	F	G	H	I	J	K	
OrderID	CustomerID	EmployeeKey	ProductID	LineNo	Quantity	UnitPrice	Discount	OrderDate	ModifiedDate	Sales	
2	10011	CUST25	EMP003	90022	509	3	333.00	0.000	4/19/2012	6/6/2016	945
3	10011	CUST25	EMP003	90023	509	5	900.00	0.000	4/19/2012	6/6/2016	4500
4	10011	CUST25	EMP003	90026	504	10	31.23	0.000	4/19/2012	6/6/2016	312.3
5	10011	CUST25	EMP003	90026	502	8	160.00	0.000	4/19/2012	6/6/2016	1280
6	10011	CUST25	EMP003	90027	501	1	354.00	0.000	4/19/2012	6/6/2016	354
7	10012	CUST65	EMP002	90005	509	2	600.00	0.000	5/17/2012	6/6/2016	960
8	10012	CUST65	EMP002	90007	501	10	1600.00	0.000	5/17/2012	6/6/2016	16000
9	10012	CUST65	EMP002	90006	502	3	570.00	0.000	5/17/2012	6/6/2016	1710
10	10013	CUST91	EMP001	90011	502	4	170.00	0.000	5/30/2012	6/6/2016	680
11	10013	CUST91	EMP001	90013	509	6	960.00	0.000	5/30/2012	6/6/2016	5760
12	10014	CUST46	EMP002	90010	501	7	140.00	0.500	6/14/2012	6/6/2016	794
13	10014	CUST46	EMP002	90025	501	1	31.23	0.000	6/14/2012	6/6/2016	31.23
14	10014	CUST46	EMP002	90006	502	2	265.00	0.200	6/14/2012	6/6/2016	424
15	10015	CUST89	EMP006	90010	502	2	84.00	0.000	6/16/2012	6/6/2016	168
16	10015	CUST89	EMP006	90062	201	3	762.00	0.000	6/16/2012	6/6/2016	2286
17	10016	CUST65	EMP002	90016	502	4	226.00	0.300	6/16/2012	6/6/2016	771.32
18	10016	CUST65	EMP002	90034	501	2	96.00	0.000	6/16/2012	1/6/2015	192
19	10016	CUST65	EMP002	90046	501	2	480.00	0.150	6/16/2012	1/6/2015	836
20	10016	CUST65	EMP002	90005	503	2	600.00	0.000	6/16/2012	1/6/2015	960
21	10017	CUST67	EMP002	90007	501	2	1600.00	0.000	6/17/2012	1/6/2015	3200
22	10017	CUST67	EMP002	90010	502	2	370.00	0.000	6/17/2012	1/6/2015	1480
23	10016	CUST46	EMP002	90011	509	2	700.00	0.000	7/2/2012	1/6/2015	1400
24	10016	CUST46	EMP002	90016	502	3	226.00	0.000	7/2/2012	1/6/2015	680.4
25	10016	CUST46	EMP002	90006	501	2	265.00	0.000	7/2/2012	1/6/2015	660
26	10019	CUST25	EMP003	90022	501	3	313.00	0.000	7/5/2012	1/6/2015	945
27	10019	CUST25	EMP003	90023	503	5	900.00	0.000	7/5/2012	1/6/2015	4500
28	10019	CUST25	EMP003	90026	504	3	31.23	0.000	7/5/2012	1/6/2015	93.69
29	10019	CUST25	EMP003	90039	503	3	160.00	0.000	7/5/2012	1/6/2015	480
30	10019	CUST25	EMP003	90010	501	3	354.00	0.000	7/5/2012	1/6/2015	1062
31	100110	CUST63	EMP006	90022	502	3	313.00	0.000	7/20/2012	1/6/2015	945
32	10012	CUST65	EMP006	90023	505	5	900.00	0.000	7/20/2012	1/6/2015	4500
33	100110	CUST63	EMP006	90026	503	3	31.23	0.000	7/20/2012	1/6/2015	93.69
34	100110	CUST63	EMP006	90016	501	2	160.00	0.000	7/20/2012	1/6/2015	320
35	100110	CUST63	EMP006	90072	204	3	354.00	0.000	7/20/2012	1/6/2015	1062
36	100111	CUST25	EMP003	90005	501	4	84.00	0.000	7/20/2012	1/6/2015	336
37	100111	CUST25	EMP003	90062	502	4	762.00	0.000	7/20/2012	1/6/2015	3048
38	100112	CUST63	EMP002	90010	201	4	140.00	0.200	7/25/2012	1/6/2015	448

A	B	C	D	E	F	G	H	I	J	K
36	9000	Conard Boat	Spinnaker	23	69	23	112			
37	9000	Baywatch Swimsuit	Swimsuit	12	65	12	111			
38	9000	La Playa	Swimsuit	14	57	14	26			
39	9000	Michaelson Top	Belly Clothes	20	90	13	112			
40	9000	Michaelson Top	Belly Clothes	21	91	14	114			
41	9000	La Baby Dress	Women's Clothes	4	204	17	17			
42	9000	Michaelson Top	Women's Clothes	1	102	17	49			
43	9000	Dark Trousers	Women's Clothes	1	17	183	18			
44	9000	Michaelson Top	Belly Clothes	1	1	89				
45	9000	Walking Shoes	Women's Footwear	1	8	23	29			
46	9000	Michaelson Top	Belly Clothes	2	102	17	49			
47	9000	Michaelson Top	Women's Clothes	7	300	27	27			
48	9000	Michaelson Top	Women's Footwear	3	300	3	30			
49	9000	Michaelson Top	Belly Clothes	40	219	76	21			
50	9000	Michaelson Top	Women's Footwear	14	6	14	16			
51	9000	Michaelson Top	Men's Footwear	25	8	16	20			
52	9000	Michaelson Top	Spinnaker	1	15	10	40			
53	9000	Michaelson Top	Swimsuit	1	8	90	10			
54	9000	Michaelson Top	Men's Footwear	1	44	2	20			
55	9002	Michaelson Top	Women's Footwear	14	79	22	38			
56	9002	Michaelson Top	Women's Clothes	4	207	48	6			
57	9002	Michaelson Top	Spinnaker	24	779	12	26			
58	9002	Michaelson Top	Spinnaker	20	686	2	113			
59	9002	Michaelson Top	Women's Footwear	30	30	25	10			
60	9002	Michaelson Top	Women's Footwear	30	314	3	10			
61	9002	Michaelson Top	Michaelson Top	20	686	4	20			
62	9002	Michaelson Top	Spinnaker	30	671	30	74			
63	9000	Michaelson Top	Spinnaker	13	10	19	19			
64	9000	Michaelson Top	Spinnaker	10	10	113	11			
65	9002	Michaelson Top	Spinnaker	20	692	17	20			
66	9000	Michaelson Top	Women's Clothes	8	504	40	24			
67	9000	Michaelson Top	Women's Footwear	5	20	20	10			
68	9000	Michaelson Top	Women's Clothes	6	10	76	14			
69	9000	Michaelson Top	Women's Clothes	15	279	4	100			
70	9000	Michaelson Top	Michaelson Top	20	50	44	32			
71	9000	Michaelson Top	Spinnaker	5	8	8	10			
72	9000	Michaelson Top	Spinnaker	30	10	26	26			
73	9000	Michaelson Top	Michaelson Top	15	307	15	10			

A	B	C	D	E	F
64	E00061	Richman	Mark	Finance	Global Finance Cont
65	E00061	Richman	Mark	Finance	Global Finance Cont
66	E00062	Champion	Luis	Finance	Global Finance Cont
67	E00062	Champion	Luis	Finance	Payment Specialist
68	E00063	Estavez	Julia	Finance	Payment Specialist
69	E00064	Mong	Jay	Finance	Jr Controller
70	E00064	Mong	Jay	Finance	Jr Controller
71	E00065	Fernandez	Lucia	Finance	Invoice Specialist
72	E00065	Fernandez	Lucia	Finance	Invoice Specialist
73	E00066	Schweitzer	Daniela	Finance	Legal Counsel
74	E00080	Ramos	Marco	IT	BI Specialist
75	E00081	Gutierrez	Martina	IT	BI Specialist
76	E00161	Carpathio	Valentino	Sales	Account Manager
77	E00162	Lazy	Lionel	Sales	Account Manager
78	E00163	McCloud	Liz	Marketing	Product Marketing A
79	E00164	Galloway	Lisa	Purchasing	Purchasing Manager
80	E00165	Connors	Petra	Purchasing	Purchasing Manager

A	B	C	D	E	F	G	H	I	J	K	
64	CUST69	Gouravvali	George Eason	Conneville	Germany	BWLA Tachsteinallee 20	0873-051088	5	187	Burn	Argentine Aires
65	CUST64	Responsible	Guillermo Astar	Buenos Aires	Argentina	South American Av. del Libertador 300	0013-120-9555	1660	1660	US dollar	Buenos Aires
66	CUST45	A-Siba	Malcolm E	Albuquerque	USA	North America 2612 Miramar Dr.	(505) 355-1033	5710	5710	US dollar	Albuquerque
67	CUST66	Spofford	Angela Bentley	Flagstaff	USA	North America 3010 Skyway Blvd	(520) 885-2222	25390	25390	US dollar	Flagstaff
68	CUST67	De Bello Esperto	Thomas Lindner	Rio de Janeiro	Brazil	North America Av. Copacabana, 267	(21) 515-1442	2339-990	2339-990	Brazilian Real	Rio de Janeiro
69	CUST68	La Mota Almarante	Carla Fontana	Madrid	Spain	North America Calle de Alcala 237	(91) 520-1111	2400	2400	US dollar	Madrid
70	CUST69	La Mota Almarante	Limóni Engel	Madrid	Spain	BWLA Gran Vía, 1	(91) 745-1200	2400	2400	US dollar	Madrid
71	CUST69	La Mota Almarante	Marcelino	Madrid	Spain	North America Calle de Alcala 237	(91) 520-1111	2400	2400	US dollar	Madrid
72	CUST70	Sunny Hill Stone	Amyy Landau	Boston	USA	North America 187 North St.	(617) 555-6937	1710	1710	US dollar	Boston
73	CUST70	Paul Greenleaf	Henry Bernard	London	UK	BWLA 97 Wellington Rd.	(44) 2075-1757	2710	2710	US dollar	London
74	CUST71	Ande & Vito	Preben Elgaard	København	Denmark	BWLA Vindblæst 14	4512404	1734	1734	US dollar	Copenhagen
75	CUST71	Ande & Vito	Preben Elgaard	København	Denmark	BWLA Vindblæst 14	4512404	1734	1734	US dollar	Copenhagen
76	CUST71	Ande & Vito	Preben Elgaard	København	Denmark	BWLA Vindblæst 14	4512404	1734	1734	US dollar	Copenhagen
77	CUST71	Ande & Vito	Preben Elgaard	København	Denmark	BWLA Vindblæst 14	4512404	1734	1734	US dollar	Copenhagen
78	CUST71	Ande & Vito	Preben Elgaard	København	Denmark	BWLA Vindblæst 14	4512404	1734	1734	US dollar	Copenhagen
79	CUST71	Ande & Vito	Preben Elgaard	København	Denmark	BWLA Vindblæst 14	4512404	1734	1734	US dollar	Copenhagen
80	CUST71	Ande & Vito	Preben Elgaard	København	Denmark	BWLA Vindblæst 14	4512404	1734	1734	US dollar	Copenhagen
81	CUST71	Ande & Vito	Preben Elgaard	København	Denmark	BWLA Vindblæst 14	4512404	1734	1734	US dollar	Copenhagen
82	CUST71	Ande & Vito	Preben Elgaard	København	Denmark	BWLA Vindblæst 14	4512404	1734	1734	US dollar	Copenhagen
83	CUST71	Ande & Vito	Preben Elgaard	København	Denmark	BWLA Vindblæst 14	4512404	1734	1734	US dollar	Copenhagen
84	CUST71	Ande & Vito	Preben Elgaard	København	Denmark	BWLA Vindblæst 14	4512404	1734	1734	US dollar	Copenhagen
85	CUST71	Ande & Vito	Preben Elgaard	København	Denmark	BWLA Vindblæst 14	4512404	1734	1734	US dollar	Copenhagen
86	CUST71	Ande & Vito	Preben Elgaard	København	Denmark	BWLA Vindblæst 14	4512404	1734	1734	US dollar	Copenhagen
87	CUST71	Ande & Vito	Preben Elgaard	København	Denmark	BWLA Vindblæst 14	4512404	1734	1734	US dollar	Copenhagen
88	CUST71	Ande & Vito	Preben Elgaard	København	Denmark	BWLA Vindblæst 14	4512404	1734	1734	US dollar	Copenhagen
89	CUST71	Ande & Vito	Preben Elgaard	København	Denmark	BWLA Vindblæst 14	4512404	1734	1734	US dollar	Copenhagen
90	CUST71	Ande & Vito	Preben Elgaard	København	Denmark	BWLA Vindblæst 14	4512404	1734	1734	US dollar	Copenhagen
91	CUST71	Ande & Vito	Preben Elgaard	København	Denmark	BWLA Vindblæst 14	4512404	1734	1734	US dollar	Copenhagen
92	CUST71	Ande & Vito	Preben Elgaard	København	Denmark	BWLA Vindblæst 14	4512404	1734	1734	US dollar	Copenhagen
93	CUST71	Ande & Vito	Preben Elgaard	København	Denmark	BWLA Vindblæst 14	4512404	1734	1734	US dollar	Copenhagen
94	CUST71	Ande & Vito	Preben Elgaard	København	Denmark	BWLA Vindblæst 14	4512404	1734			

Explore The Hub

Home

Customize your home



Drop files anywhere to upload your data

Get started by dragging and dropping a data file anywhere on this screen or clicking the icon above. Supported file types: .qvd, .xlsx, .xls, .xlw, .xslm, .xml, .csv, .txt, .tab, .qvo, .skv, .log, .html, .htm, .htm

Add new data

Analytics Services

Data Integration

My Automations

Management Console

My Qlik

Recently used

View all



There is no available content yet.
Content that you have access to will be shown here. Examples of the types of content are charts, apps, data, or links.

App creation, load data and visualization

Choose an option below to get started adding to this sheet...



Explore the data

Explore your data directly or let Qlik generate insights for you with

[Insight Advisor](#). Save any

insights you discover to this sheet.



Have a question?

Find new insights in the data using


[Ask Insight Advisor](#).

Any found insights can be saved to this sheet.



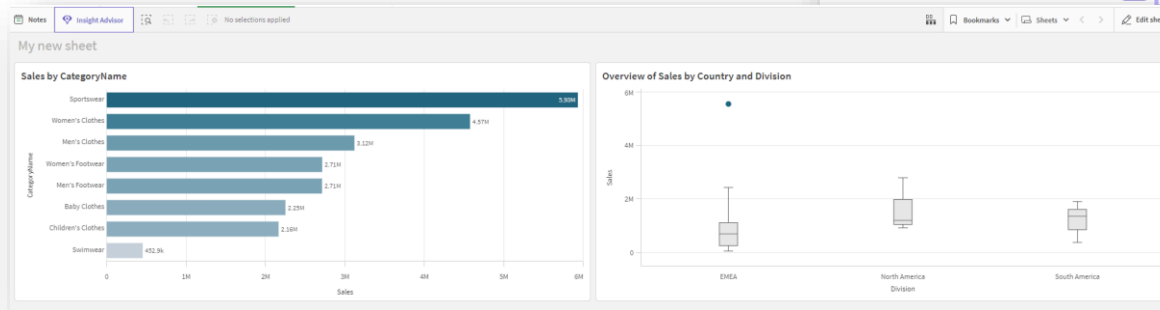

Create new analytics

Use [Edit sheet](#) to start creating visualizations and build your new sheet.



Ranking

Show dimensions in order of contribution.



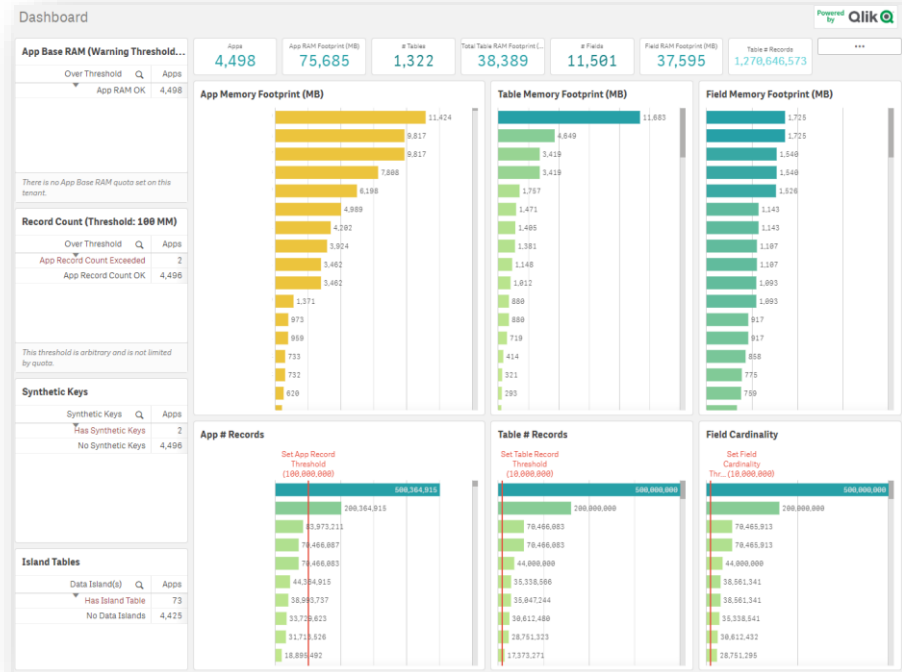
Upload and configure App Analyzer

The App Analyzer allows monitoring app resource consumption, providing insights on:

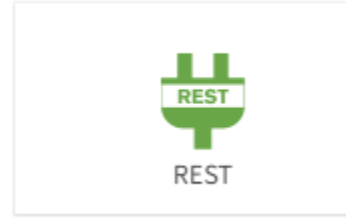
- App, Table and Field memory footprints
- Synthetic keys and island tables to help improve app development
- Threshold analysis for fields, tables, rows and more
- Reload times and peak RAM utilization by app
- And much more...

Download it from:

<https://community.qlik.com/t5/Support-Updates/The-App-Analyzer-for-Qlik-SaaS-customers-is-available-NOW/ba-p/1734927>



Creation of the REST API connector required in the APP Analyzer



In the script modify accordingly the following:


```
SET vu_tenant_fqdn = 'https://yourtenantname.eu.qlikcloud.com';
```

```
Set vu_rest_connection = ':REST for App Analyzer';
```


```
Set vu_qvd_storage_connection = 'lib://DataFiles';
```

Ensure:

- You use the tenant hostname and not the ALIAS
- The query header includes the *Bearer* key word

Query headers			
Name	Value	Encrypt	
Authorization	Bearer eyJhbGciOiJIJFuzM4NCIsImtpZCI6IjM0I	<input type="checkbox"/>	

On boarding users



User invitation

For this exercise you can use any convenient email.

If you do not have one you can always create one on the fly by using a free disposable email service.

Example:

<https://temp-mail.org/>

<https://generator.email/>

<https://emailfake.com/>



Qlik
no.reply@qlik.com

Date:
27-03-2023 14:36:28

Subject: Welcome to Qlik Cloud | Let's get started

Qlik



You're invited!
We are thrilled to have you on board.

Umberto De Domenico has invited you to use Qlik Sense at
<https://demoworkshop.eu.qlikcloud.com>. Click the button below to get started.


Get Started

Get the Qlik Sense Mobile experience.



Have questions or feedback, contact [Qlik Support](#).
Your data will be processed in accordance with [Qlik's Privacy Notice](#).

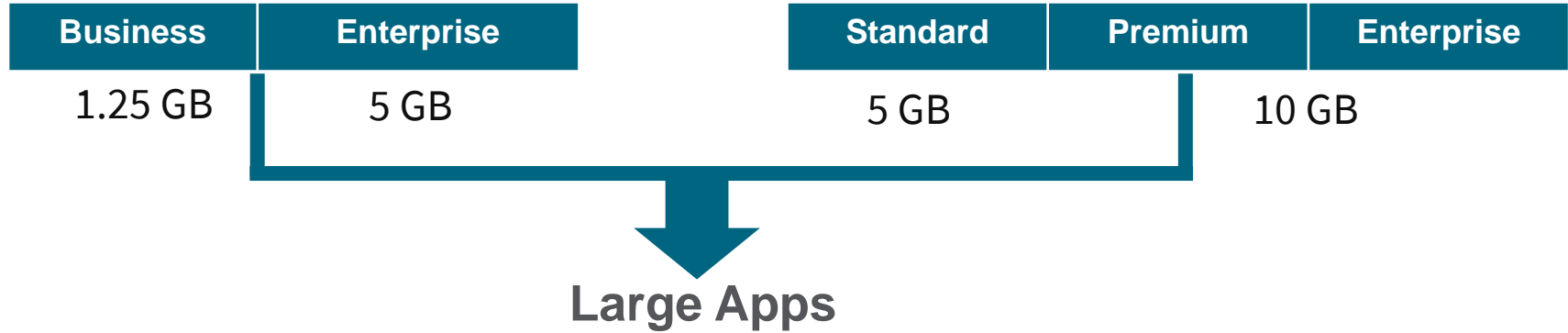
Subscription concepts



Subscription models

User based subscriptions

Capacity based subscriptions



Assigned large app capacity	Supported app size (in-memory)
1 pack of 20 GB	20 GB
2 packs of 20 GB	40 GB
Packs of 100GB	50 GB

User model Subscription management console view

Entitlements and capabilities

Home

Capacity consumption

This page summarizes capacity consumption for your subscription and your individual tenants. Some of the data on this page is updated once every day. Hover over the charts for more information.

The unit of measure for Qlik Cloud capacity and limits is represented by GB (gigabytes) in the user interface, documentation, and product description. Each GB (in binary) represents a GiB (1,073,741,824 bytes).

For detailed information about capacity consumption and licensed capabilities, see [Product Description for Qlik Cloud Subscriptions](#). The Qlik Cloud service account owner can view and manage their subscription from the [My Qlik portal](#).

Analyzer ⓘ

Purchased: 25, Used: 0



Analyzer capacity ⓘ

Purchased: 10,000 minutes, Used: 0 minutes



Professional ⓘ

Purchased: 25, Used: 1



Capabilities

Purchased automation runs

[Application Automation](#)
[Premiere](#)

Standard capacity ⓘ

5 GB



Capacity model Subscription management console view

Entitlements and capabilities

Home

Capacity consumption

This page summarizes capacity consumption for your subscription and your individual tenants. Some of the data on this page is updated once every day. Hover over the charts for more information.

The unit of measure for Qlik Cloud capacity and limits is represented by GB (gigabytes) in the user interface, documentation, and product description. Each GB (in binary) represents a GiB (1,073,741,824 bytes).

For detailed information about capacity consumption and licensed capabilities, see [Product Description for Qlik Cloud Subscriptions](#). The Qlik Cloud service account owner can view and manage their subscription from the [My Qlik portal](#).

Full Users 1



Automation runs (monthly)



Data moved (monthly)



Data for Analysis



Reports generated (monthly)



Third party data transformation (monthly)



Capabilities

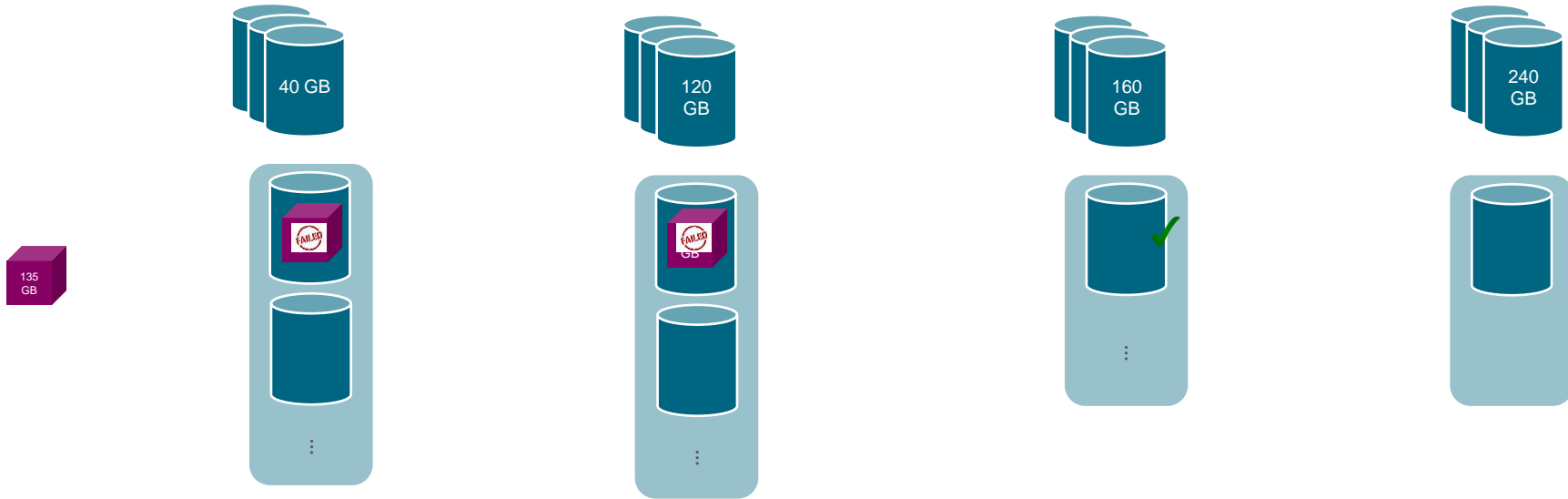
Full User	50
Managed spaces	Used: 1
Max Data Set Size (App Size in Memory)	10 GB
Reload Concurrency	30
SAP Connector	✓
Shared spaces	Used: 1
qcs_tenants	10

Dedicated Capacity / Expanded Apps vs. Large Apps

How do Large Apps work for reloads ?

Large App - Reloads

Non - Interactive Workloads



Every Reload has it's own engine !
Even the smaller ones.

An upper limit of 3x Large App Capacity is applied to Reload

Dedicated Capacity / Expanded Apps vs. Large Apps

How do Large Apps work for consumers **behind the scenes?**

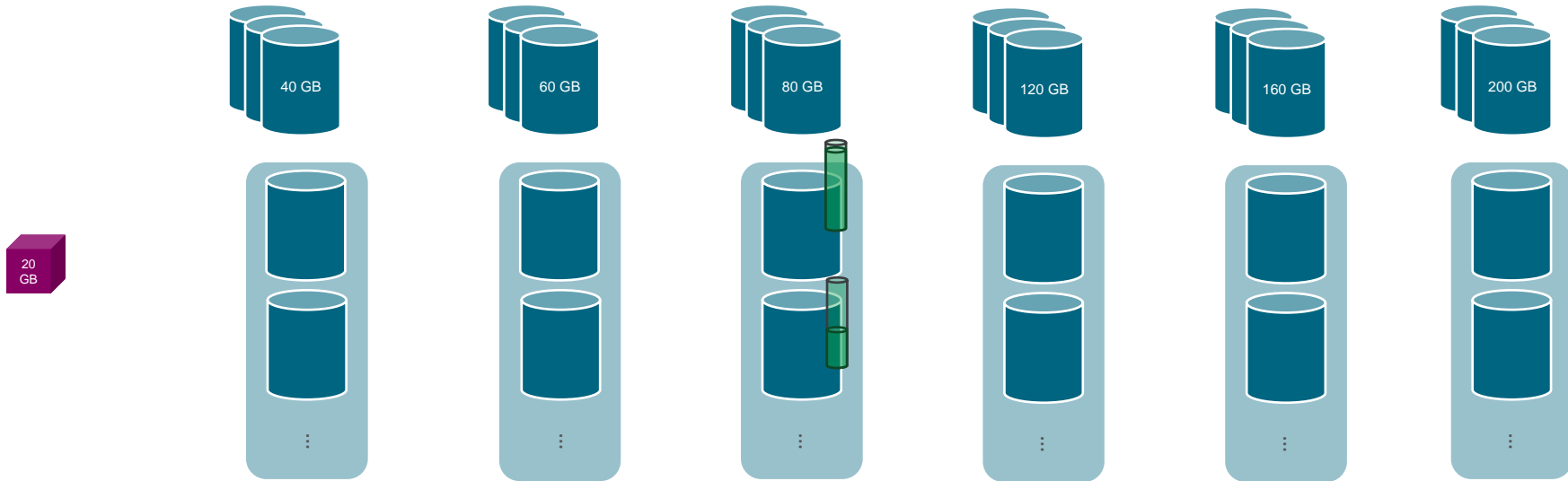
Large Apps – App usage

Interactive Workloads & Qlik View Apps

Engine size range = app size in memory * 4

Meaning:

an app which is 10 GB will be 40 GB and end up on a 40 GB engine
if the app is 12 GB it is 48 and will end up on a 60 GB engine



Spaces. Which one to pick up?

Type



Shared

Develop collaboratively and share with users that you invite to this space.



Managed

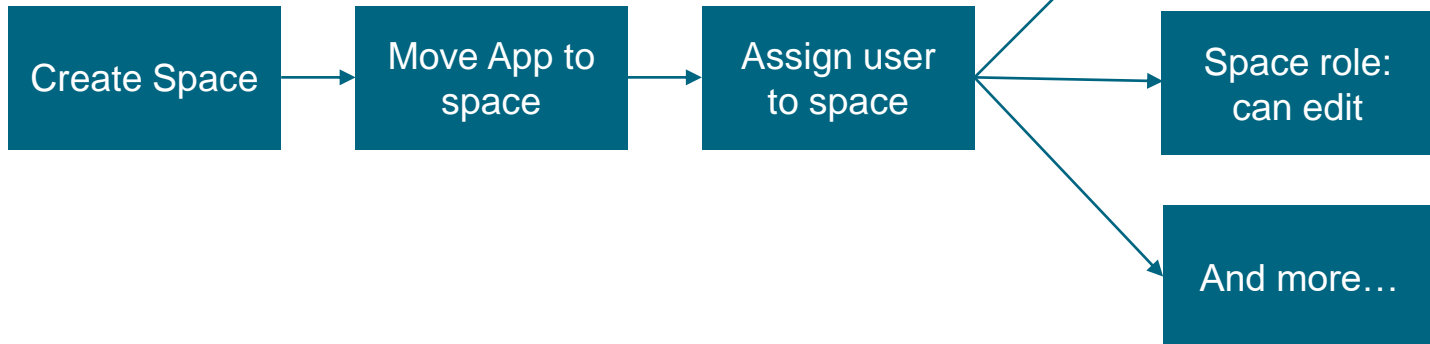
Provide governed access with strict access control for both the app and its data.

A managed space is for consumption only.

A shared space, instead, is where you enable co-developing






Shared space creation and space role exploration



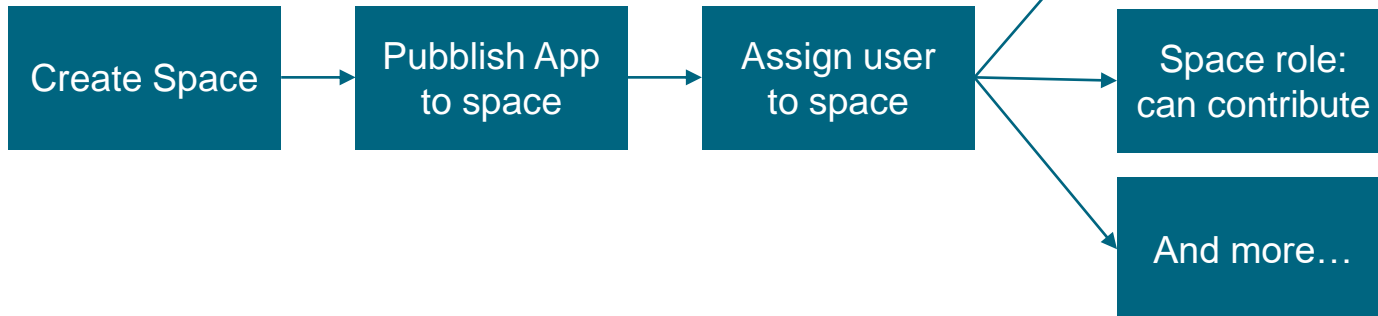
Shared Space – Sense Client Actions

Reminder: this table is continuously updated

-  =Permissions without any entitlement restrictions (Professional/Full User)
-  =Analyzer entitlements limited permissions
-  =Must also be Resource Owner

Shared Space									
Sense Client Actions	Space Roles								
	Is owner		Can manage		Can edit		Can edit data in apps		Can view
	User is space owner		User is space facilitator		User is space producer		User is codeveloper		User is space consumer
	Prof/Analyzer		Prof/Analyzer		Prof/Analyzer		Prof/Analyzer		all
01 Open App (via URL)									
02 Edit App Attributes and Options									
03 Create private bookmarks									
04 Create snapshots and stories									
05 Create and Edit Monitored Charts									
06 Open Data Model Viewer									
07 Create Private Sheets									
08 Move sheets, stories & bookmarks <i>private → public</i>									
09 Move sheets <i>private → published</i>	Managed Spaces only								
10 Move stories <i>private → published</i>									
11 Move bookmarks <i>private → published</i>									
12 Open Data Manager & Data Load Editor									
13 Reload App									
14 Binary Load									
15 Change User for Section Access IAC Indexing									
16 View Notes									
17 Edit Notes									
18 Export data in charts									
19 Edit script if not owner									
20 Business logic									

Managed space creation and space role exploration



Managed Space – Sense Client Actions

Reminder: this table is continuously updated

✓=Permissions without any entitlement restrictions (Professional/Full User)




A=Analyzer entitlements limited permissions

Check the up to date [permission grid](#) regularly

Managed Space											
Sense Client Actions	Space Roles										
	Is owner		Can manage		Can Operate	Can publish	Can contribute		Can view	Has restricted view	Can consume data
	User is space owner		User is space facilitator		User is Operator	User is space publisher	User is space contributor		User is space consumer	User is basic user	User is data consumer
	Prof/Analyzer	A	Prof/Analyzer	A	All	All	Prof/Analyzer	A	All	All	All
01 Open App (via URL)	✓	A	✓	A	✓		✓	A	✓	✓	
02 Edit App Attributes and Options	✓		✓		✓						
03 Create private bookmarks	✓	A	✓	A			✓	A	✓	✓	
04 Create private snapshots and stories	✓	A	✓	A			✓	A	✓		
05 Create and Edit Monitored Charts	✓	A	✓	A			✓	A	✓		
06 Open Data Model Viewer	✓		✓								
07 Create Private Sheets	✓	A	✓	A			✓	A			
08 Move sheets, stories & bookmarks <i>private – public</i>	Personal and Shared Spaces only										
09 Move sheets <i>private – published</i> ⁶	✓		✓				✓				
10 Move stories <i>private – published</i> ⁶	✓	A	✓	A			✓	A			
11 Move bookmarks <i>private – published</i> ⁶	✓	A	✓	A			✓	A			
12 Open Data Manager & Data Load Editor											
13 Reload App	✓		✓								
14 Binary Load	✓		✓								✓
15 Change User for Section Access IAC Indexing											
16 View Notes	✓	A	✓	A	✓		✓	A	✓	✓	
17 Edit Notes	✓	A	✓	A	✓		✓	A	✓	✓	
18 Download data in charts (export in-app data)	✓	A	✓	A			✓	A	✓		
19 Download chart image (export in-app images)	✓	A	✓	A	✓		✓	A	✓	✓	
20 Key Driver Analysis (KDA)	✓	A	✓	A			✓	A	✓		

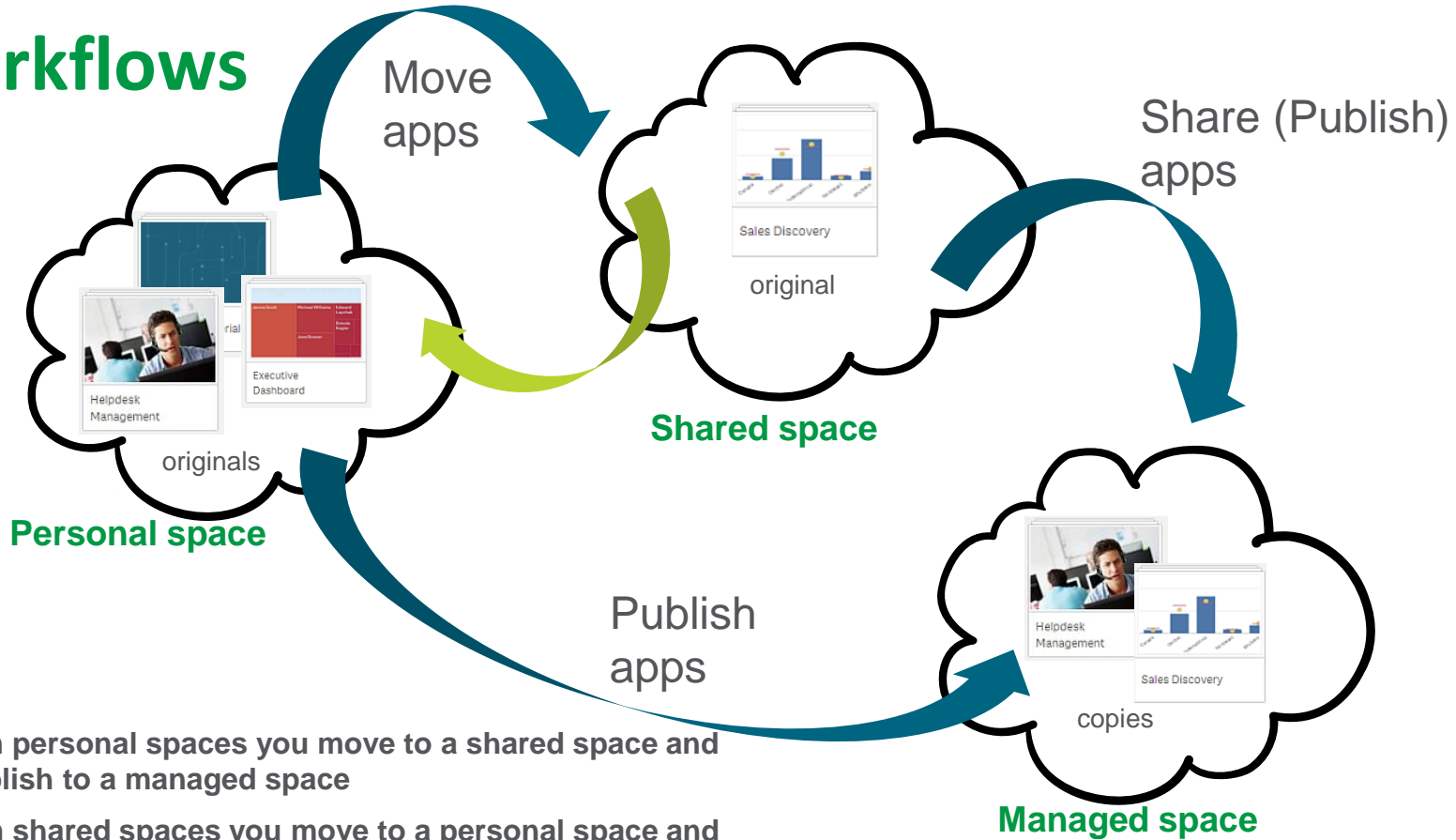
Managed Space – HUB Actions

Reminder: this table is continuously updated

-  = Permissions without any entitlement restrictions (Professional/Full User)
-  = Analyzer entitlements limited permissions
-  = Must also be Resource Owner

Managed Space										System Roles ¹	
Actions	Space Roles								TenantAdmin	AnalyticsAdmin	
	Is owner		Can manage		Can publish	Can contribute	Can view	Has restricted view	Can consume data		
	User Is space owner		User Is space facilitator		User Is space publisher	User Is space contributor	User Is space consumer	User Is basic consumer	User Is data consumer		
01 Create App										All	All
02 Duplicate App											
03 List Apps											
03 Open App											
05 Delete App											
06 Edit App Properties											
07 Export (download) App from this Space -											
08 Import (upload) App to this Space -											
09 Publish and Republish from this Space -	<i>Personal and Shared Spaces only</i>										
10 Publish and Republish to this Space -											
11 Move App from this Space -											
12 Move App to this Space -											
13 Reload App											
14 Schedule Reload App											
15 Change Owner for App ²											
16 View Notes											
17 Edit Notes											
18 Create this type of Space											
19 See this Space in Hub Selector											
20 Change Name and Roles for this Space											
21 Delete Space											
22 Change Owner for this Space	<i>Supported in Management Console</i>										
23 Create Data Resource											
24 List Data Files											
25 List Data Resources											
26 Open (Read) Data Connection for App Reload (Ind OAuth/Pwd)											
27 Open (Read) Data File for App Reload											
28 Edit Data Connection (Overwrite with same resourceId and name) ⁴											
29 Delete Data File											
30 Delete Data Connection											
31 Update Data File (Overwrite with same name)											
32 Binary load from apps within space (Need professional to reload)											
33 Move Data Connection (to any other space)										MC	
34 Move Data File (to any other space)											

Workflows



- ✓ From personal spaces you move to a shared space and publish to a managed space
- ✓ From shared spaces you move to a personal space and publish to a managed space

Setting up subscriptions and alerts



[These Photos](#) by Unknown Author are licensed under [CC BY-SA](#)

Assign Analytics Admin security role

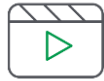


Permissions

Security role	Description	Type
Analytics Admin	Partial administrator who has access to the Management Console, but only to the areas of governance and content	Admin
Audit Admin	Partial administrator who has access to the Management Console, but only to events	Admin
Data Admin	Partial administrator who has access to the Management Console, but only to manage data spaces	Admin
Data Services Contributor	User who can access Data Integration services	User
Data Space Creator	User who can create data spaces	User
Developer	User who can generate API keys	User
Managed Space Creator	User who can create managed spaces	User
Private Analytics Content Creator	User who can create analytics content in their personal space, create alerts and subscription reports	User
Shared Space Creator	User who can create shared spaces	User
Steward	User who can create, update, and delete a glossary, and approve, edit, and delete terms	User
Tenant Admin	Full tenant administrator who has complete access to the Management Console to manage and administer the tenant	Admin

Qlik Learning Portal

Your one-stop shop for all your learning needs



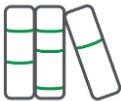
Video
Tutorials



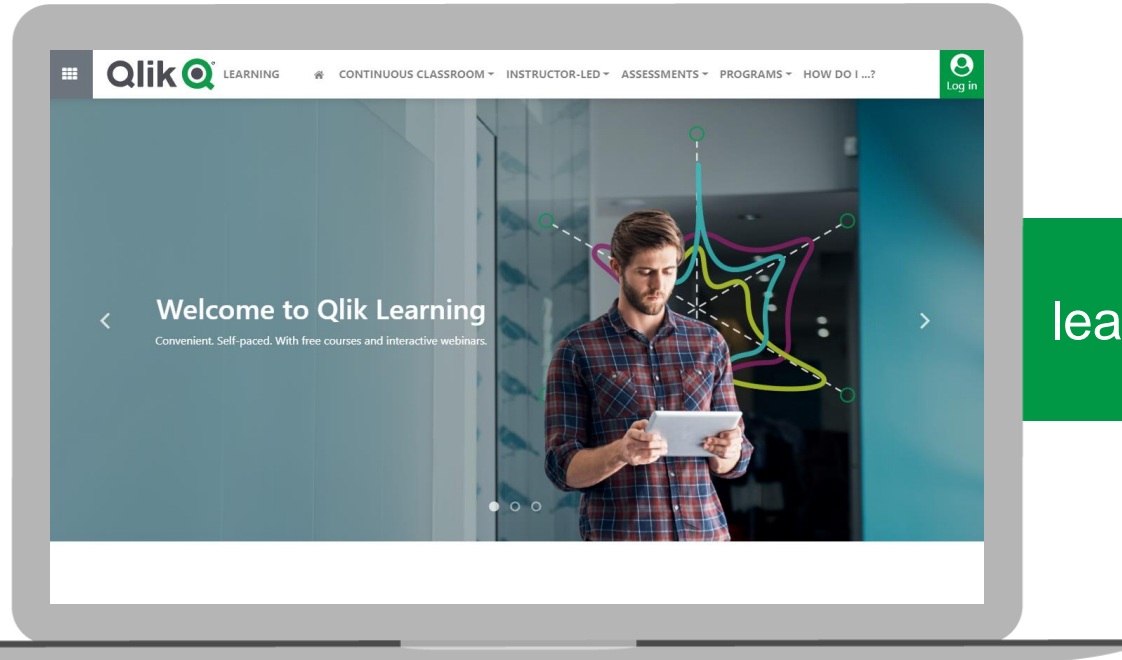
Self-Paced
Training



Instructor-Led
Materials



Resource
Library



learning.qlik.com

Check out the Qlik Insider Webinar



Qlik Insider
pages.qlik.com/qlikinsider

Check out **Q&A with Qlik**



Q&A with Qlik

<https://community.qlik.com/t5/Q-A-with-Qlik/bd-p/talk-to-experts-tuesday>

Check out “Techspert Talks” Webinar Series


[Qlik Community](#) > [Blogs & Events](#) > [Events](#) > [Expert Led](#) > [Techspert Talks](#)



community.qlik.com/t5/Support-Updates/bg-p/qlik-support-updates-blog

Support Updates

The Support Updates blog delivers important and useful Qlik Support information about end-of-product support, new service releases, and general support topics.



SUBSCRIBE



Subscribe for updates

Support

Learn how to move to Qlik Cloud

Licenses & Archived Cases

Product Downloads

Knowledge

Official Support Articles

Member Articles

Product Documentation

Qlik Fix

Product News

Release Notes

Product Lifecycle

Support Policy

Support Updates Blog

Get Help

Contact Support

Manage Cases

Qlik Cloud Status Page

Report Critical Issue

Youtube

<https://www.youtube.com/@QlikSupport>

<https://www.youtube.com/@QlikOfficial>

https://www.youtube.com/playlist?list=PLW1uf5CQ_gSqF5bcmbBrk1q7Q4-h899V1

Copyright Disclaimer

© 2023 QlikTech International AB. All rights reserved. Qlik®, Qlik Sense®, QlikView®, QlikTech®, Qlik Cloud®, Qlik DataMarket®, Qlik Analytics Platform®, Qlik NPrinting®, Qlik Connectors®, Qlik GeoAnalytics®, Qlik Core™, Associative Difference™ and the QlikTech logos are trademarks of QlikTech International AB which have been registered in multiple countries. Other marks and logos mentioned herein are trademarks or registered trademarks of their respective owners.

The Qlik Technical Workshop and the information included or published herein is for informational purposes only, and does not constitute Qlik maintenance and support services that Qlik may make available to you under a maintenance contract with Qlik. The Workshop program may be discontinued by Qlik at any time.

The information included or published herein is subject to change without notice, and is being provided without representation or warranty of any kind. Qlik and its affiliates shall not be liable for errors or omissions with respect to this information. The only warranties for Qlik products and services are those that are set forth in the express warranty statements accompanying such products and services, if any. Nothing herein should be construed as constituting any additional warranty.



Questions?

Umberto.dedomenico@qlik.com

Troy.raney@qlik.com