

## QlikView Publisher: Scale with Simplicity

**QlikView**

Today's challenge: BI software must support information flow

- Access to information in multiple sources
- Visible processes
- Single point of control



# QlikView Publisher



Manage scheduling, distribution, and security for all your QlikView applications and reports through a central Web-based management console



## QlikView Publisher—about getting things right

- The right information
- To the right user
- At the right time
- In the right format

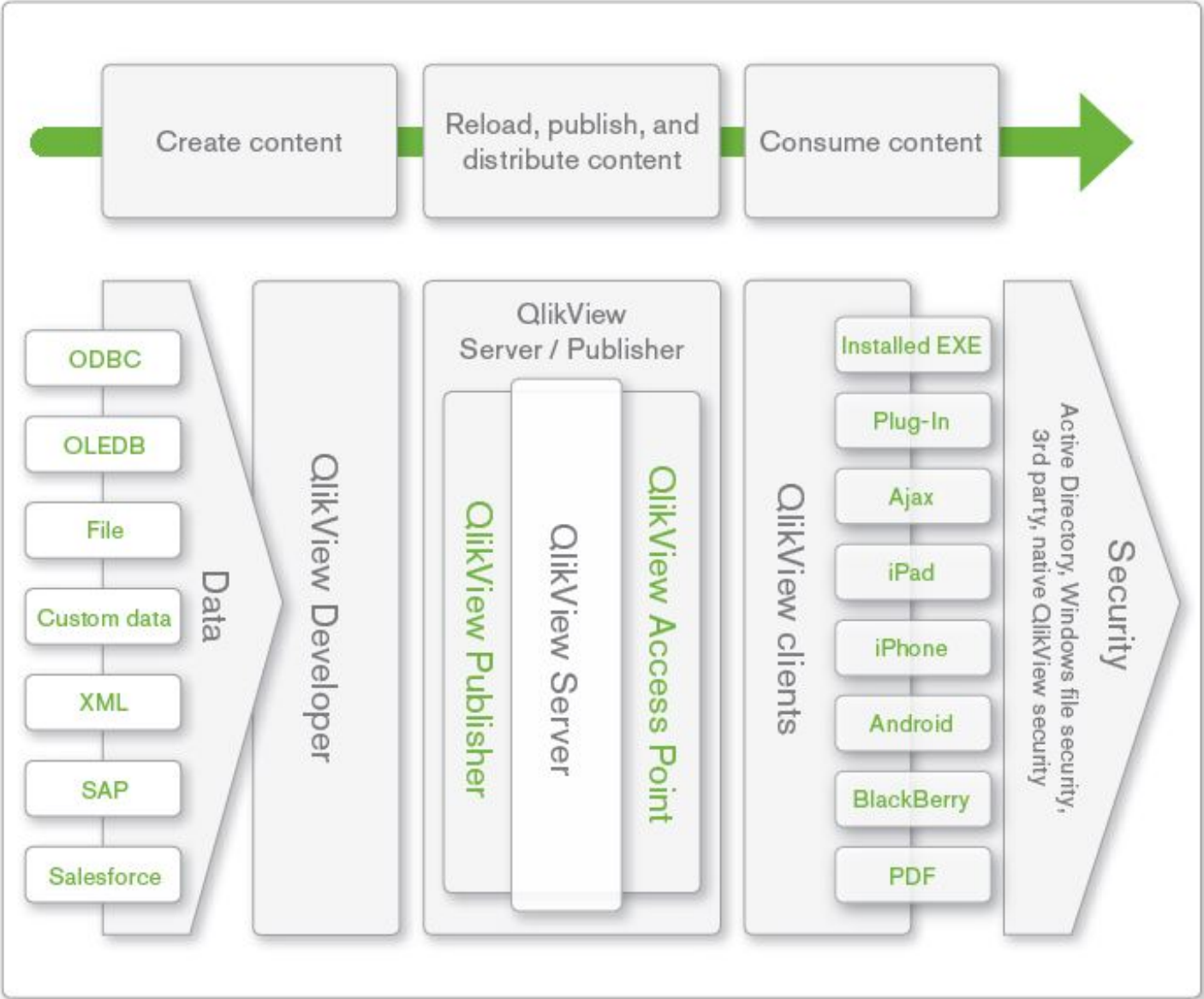


## Benefits

- Timely, accurate information delivery
- Secure access to business data and analytics
- Delegated administration
- Enterprise-wide report distribution
- Scalability and manageability



# QlikView Publisher in context



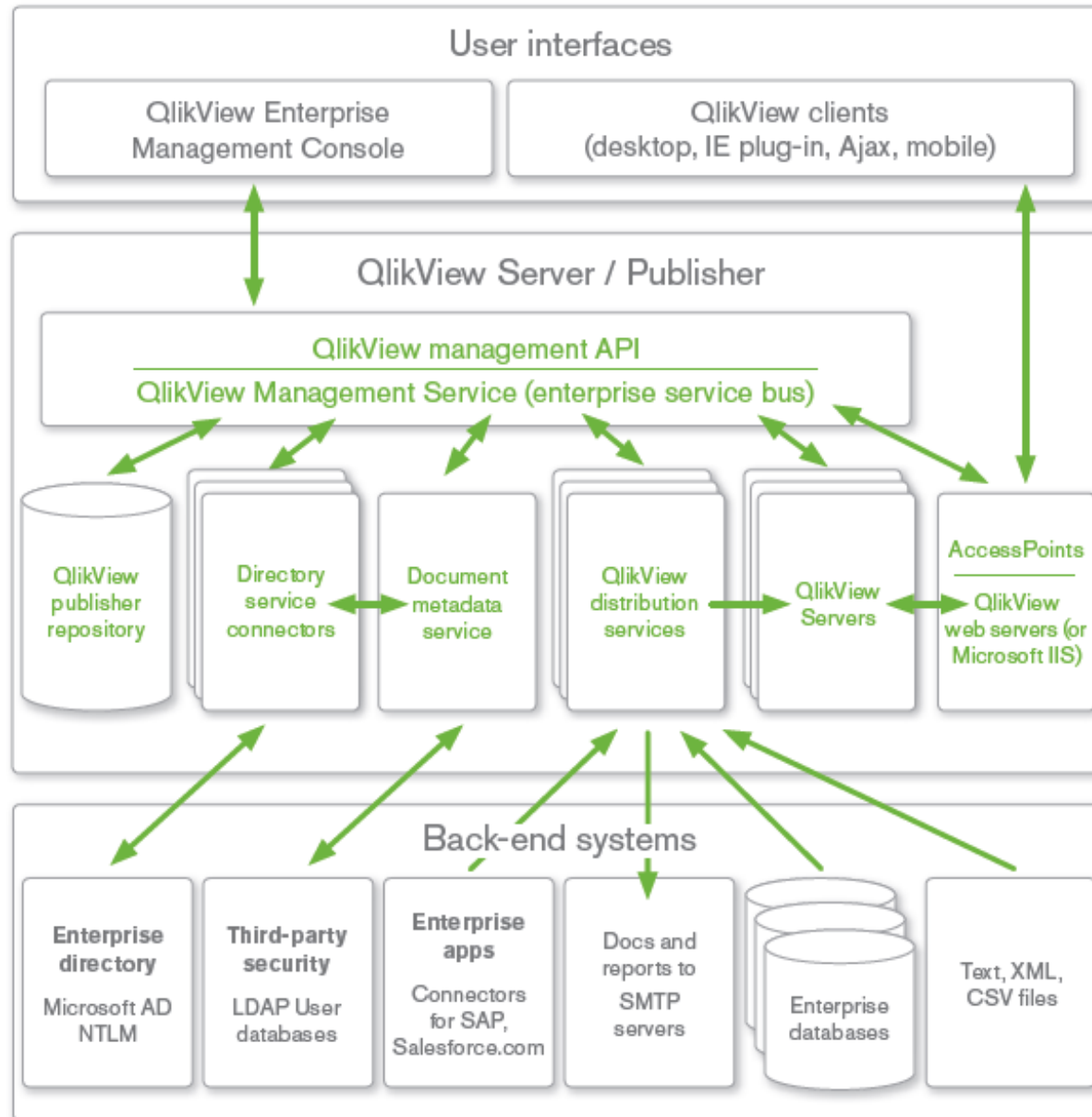
# QlikView Publisher and QlikView Server go hand in hand

QlikView Publisher	QlikView Server
Publish and distribute QlikView files	Open QlikView documents and publish the contained data
Create subsets of QlikView documents (e.g., per user, per region, etc.)	Enable users to connect to a QlikView document and perform analysis
Share load across different parts of QlikView Publisher	Provide shared memory architecture for efficient QlikView usage
Facilitate management of large number of QlikView documents	Facilitate management of large number of users



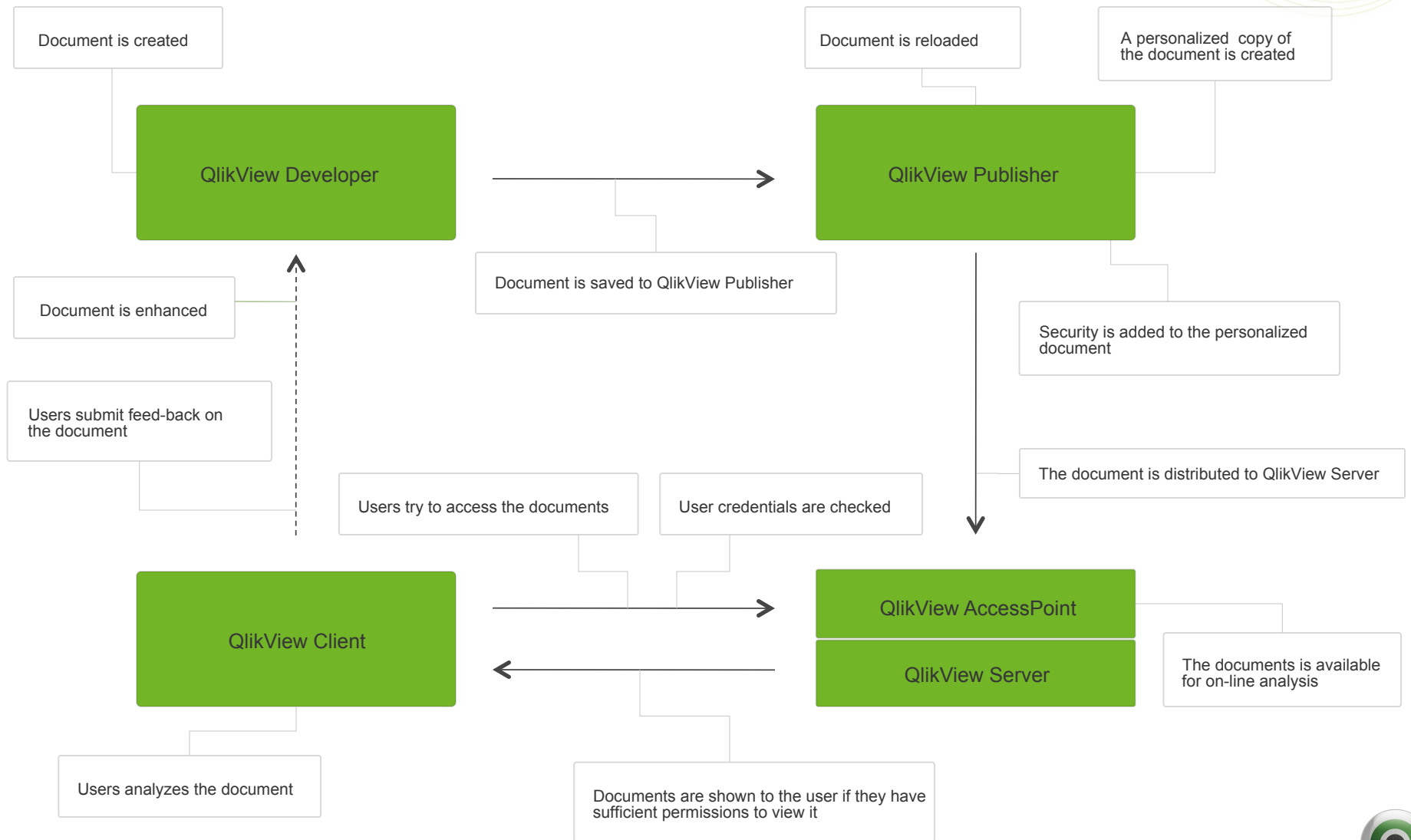


# QlikView Server / Publisher architecture





# QlikView Publisher Workflow



# QlikView Publisher management console



The screenshot shows the QlikView Publisher management console. At the top, there are tabs for 'Status', 'Documents', 'Users', and 'System'. Below these are sub-tabs for 'Tasks', 'Services', and 'QVS Statistics'. The main area is titled 'Last updated @ 2010-12-21 15:05:55' and includes a 'Hide Task Details' button. A table lists tasks under the 'QDS@qtdemovm' service, with columns for Name, Status, and Last updated. The selected task is 'Reload of Films.qvw (work disabled)', which is in a 'Waiting' status. To the right, the 'Task Details' panel shows a 'Configuration Summary' for the 'Reload of Films.qvw' task, including a description, recipients (Administrator and Alex.Hay), and triggers (None). Below this, a 'Details' section lists task metadata such as Name, Category, Distribution Service, Type, Document, Status, Last execution, and Started/scheduled. At the bottom, there is a 'Refresh' button and two checked checkboxes: 'Automatic refresh of task list' and 'Indent dependent tasks'.

Name	Status	Last updated
QDS@qtdemovm		
Default		
Do nothing with Extension Examples.qvw (work disabled)	Waiting	
Reload of Films.qvw (work disabled)	Waiting	

**Task Details** | Log

**Configuration Summary**

**Reload of Films.qvw**  
Reload the whole document and distribute it.

To the following **recipients**:

- qtdemovm\Administrator
- qtdemovm\Alex.Hay

The task has the following **triggers**:

None

**Details**

Name: Reload of Films.qvw (work disabled)  
Category: Default  
Distribution Service: QDS@qtdemovm  
Type: Document Task  
Document: Films.qvw  
Status: Waiting  
Last execution: Never  
Started/scheduled: Not scheduled

Refresh  Automatic refresh of task list  Indent dependent tasks



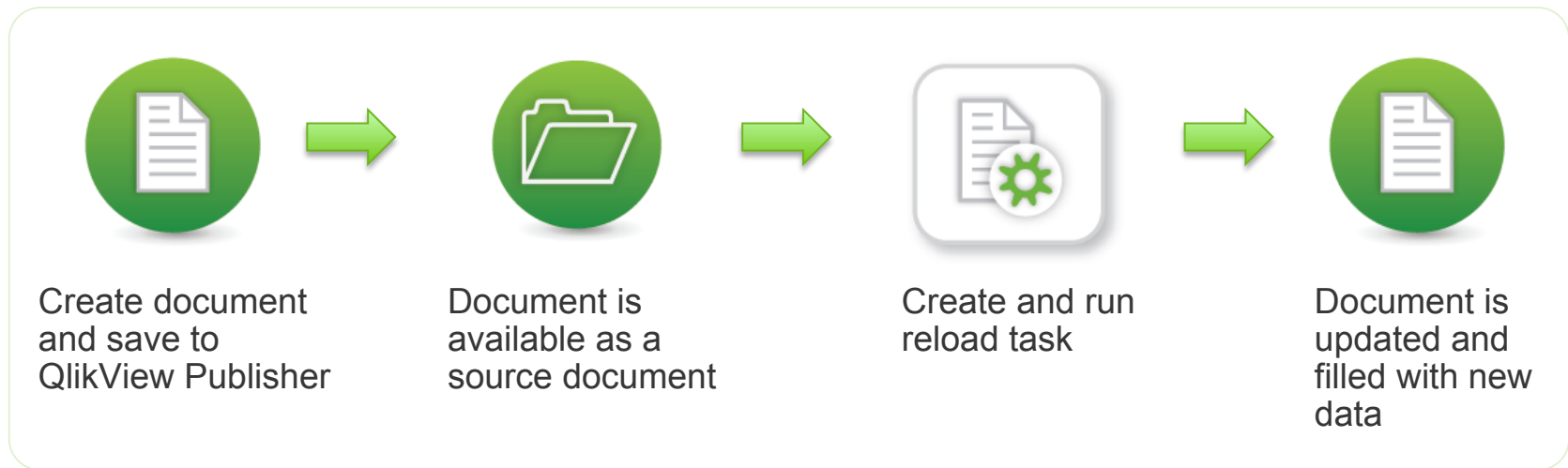
## Timely, accurate information delivery

- Full control over QlikView application and report distribution
- Automated data refresh
- Easy-to-create routines to guarantee quality, timeliness, and accuracy



# Update QlikView documents with Publisher

“How do we keep our QlikView documents updated?”



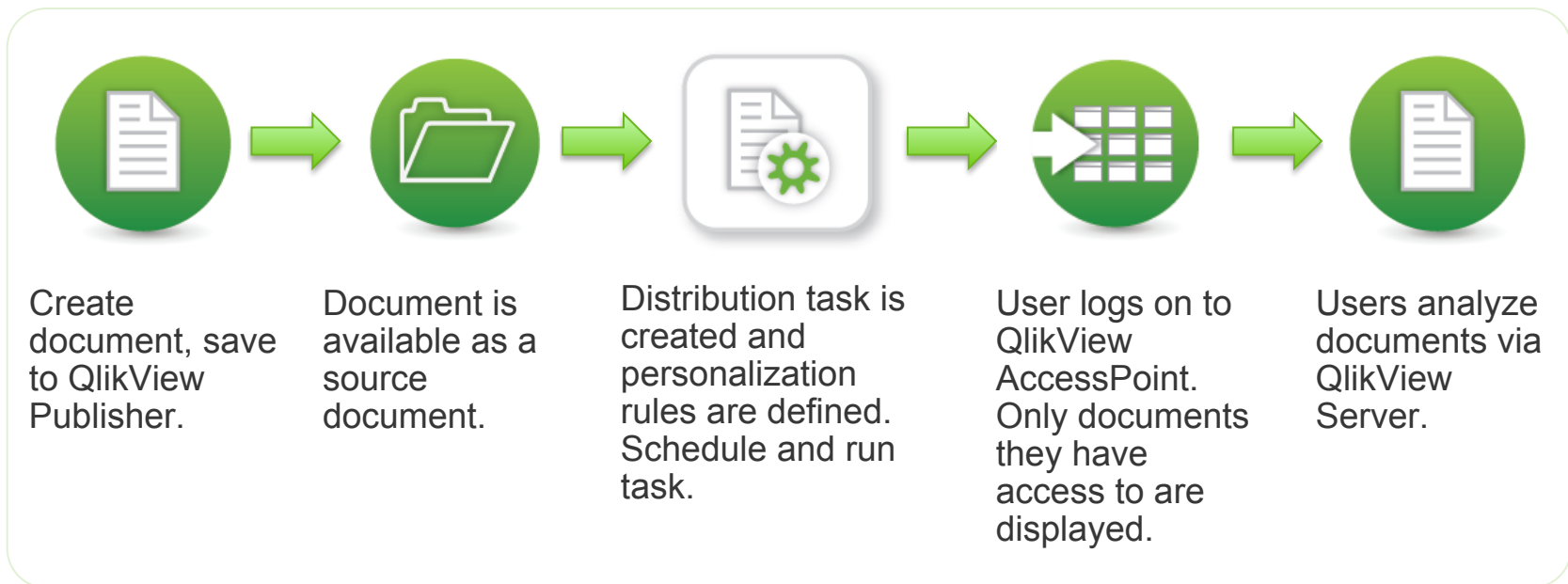
## Benefits

- Flexible real-time administration provides short turnover times for adjustments
- Automated updating and personalization of information delivers the right information to the right recipient at the right time



# Deliver personalized QlikView documents

“How do we deliver personalized QlikView documents throughout our organization?”

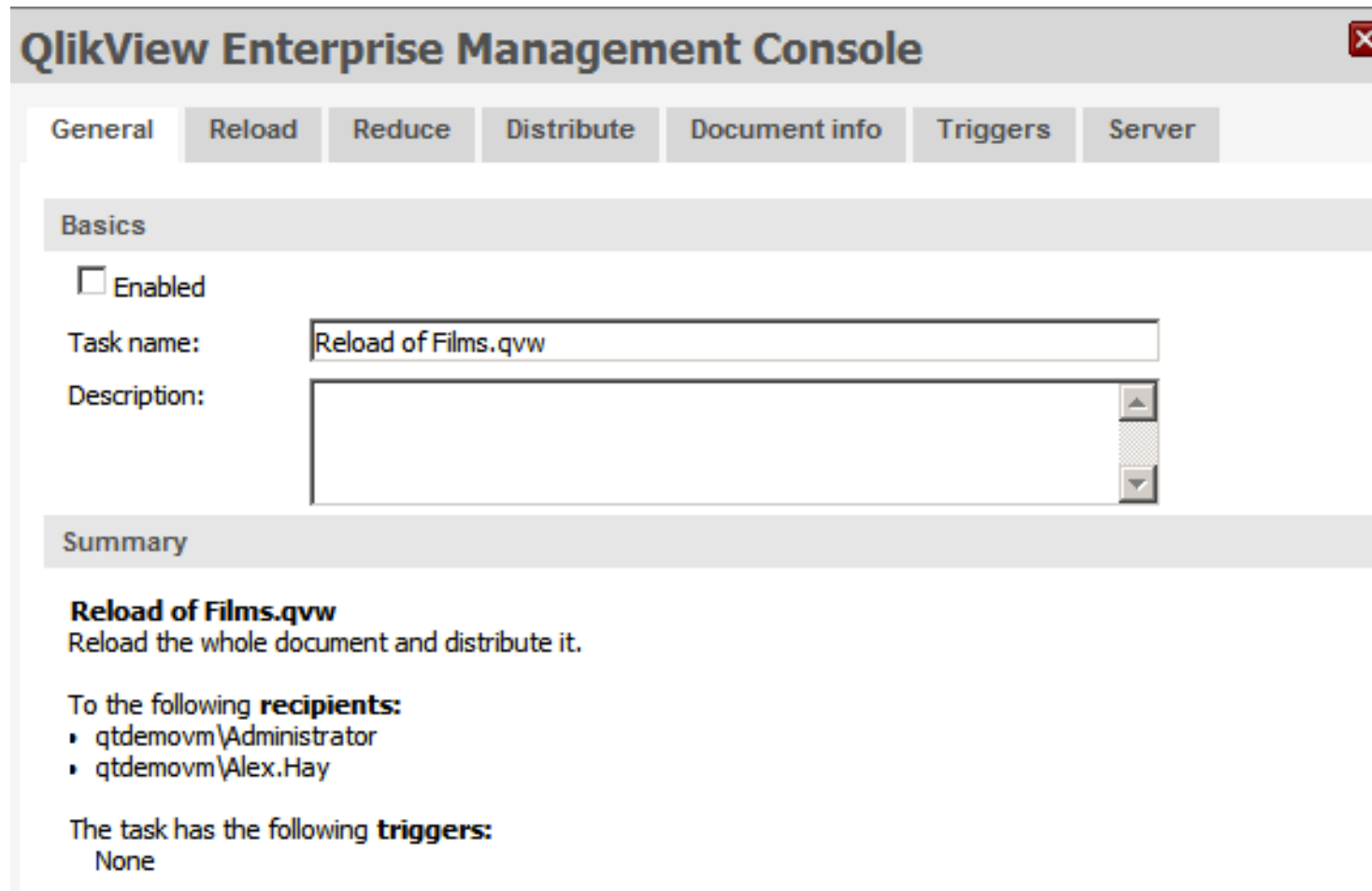


## Benefits

- Each user is provided with his/her own information
- Personalized QlikView's are protected by network security



Easy-to-create routines guarantee quality and accuracy



**QlikView Enterprise Management Console**

General Reload Reduce Distribute Document info Triggers Server

Basics

Enabled

Task name: Reload of Films.qvw

Description:

Summary

**Reload of Films.qvw**  
Reload the whole document and distribute it.

To the following **recipients**:

- qtdemovm\Administrator
- qtdemovm\Alex.Hay

The task has the following **triggers**:  
None






## Secure access to business data and analytics

- Slice QlikView applications into multiple QlikView documents
- Add row level security
- Distribute finalized QlikView documents or PDF reports to authorized users
- Integrate with existing enterprise security infrastructure



# How to secure QlikView documents

“How can we secure our QlikView documents and provide single signon?”



Active Directory, Windows file security, 3<sup>rd</sup> party, native QlikView security

Create and schedule distribution task.

Distribution service runs task, creates personalized document, retrieves user and group info from directory server.

User and group security is applied. Personalized document is published to AccessPoint.

User logs into AccessPoint. Security is enforced. User selects document from list and views it online via QlikView Server.

## Benefits

- Strong security leveraging existing security infrastructure
- Single point of control
- Single signon simplifies the experience for end users



## Delegated administration



- Admin can delegate rights to create and manage tasks
- Full auditing
- Document administrators:
  - Work with limited subset of the management interface
  - Can be limited to working with a subset of documents



## Enterprise-wide PDF report distribution

- Reload data, generate multiple PDFs, deliver reports to users' inboxes or specified network locations
- Wizard-based
- No user limits
- Optional add-on (additional license required)



# How to deliver PDF QlikView reports

“How do we deliver personalized PDF reports to our non-QlikView users?”



Create document and save to QlikView Publisher.



Document is available as a source document.



Distribution task is created to generate and email PDFs to users. Run the task.



User receives email containing PDF report.

## Benefits

- Flexible real-time administration provides short turnover times for adjustments
- Automated updating and personalization of information delivers the right information to the right recipient at the right time in the right format



# PDF reports extend QlikView's reach





## QlikView Publisher delivers scalability and manageability

- Service oriented architecture (Web services technology)
- Clustering for load-sharing and balancing
- Integration with enterprise system monitoring tools via SNMP
- Ability to trigger Publisher tasks using external enterprise scheduling tools



# Control processes with QlikView Publisher

“How do we improve the visibility and control of our QlikView processes?”

## Challenges

- Improve visibility of processes for more proactive system management
- Introduce one consolidated error reporting messenger to get one version of the truth at all times

## Solution

- QlikView deployment with:
  - Event-driven execution
  - Alert emails

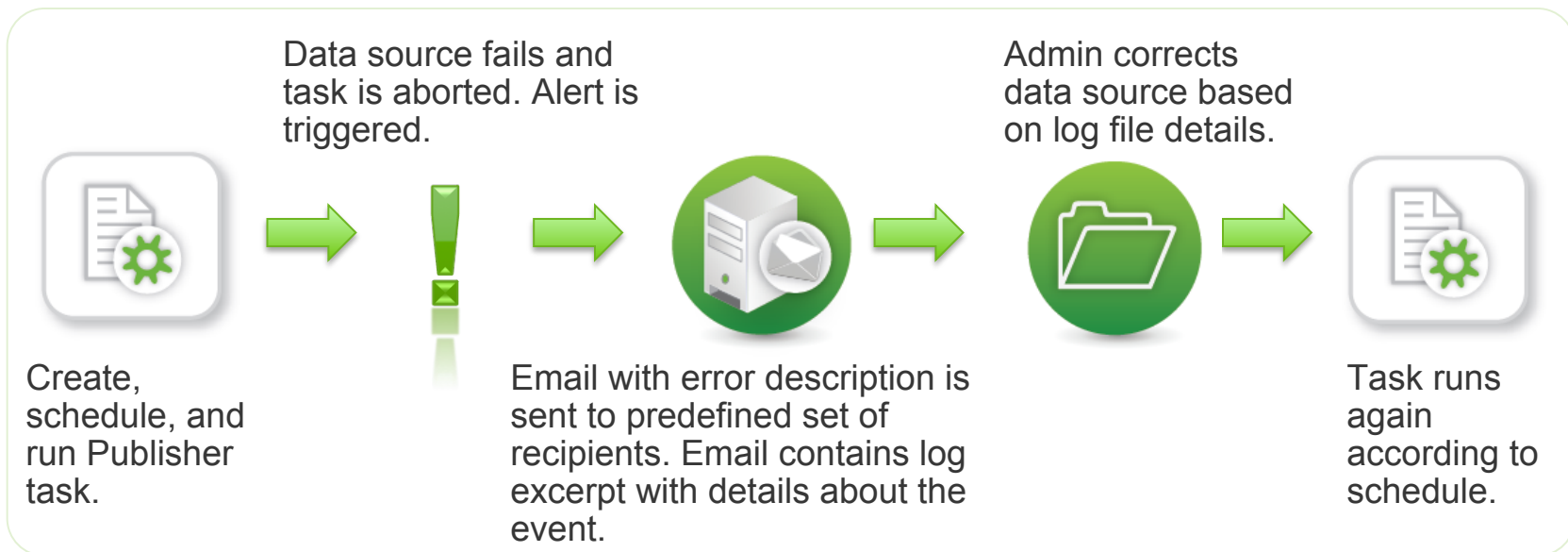
## Benefits

- Flexible real-time administration
- Event-driven execution starts processes directly from databases
- Alert emails notify the right people in time



# Set up Publisher exception alerts

“How do set up QlikView Publisher to generate exception reports?”



## Benefits

- Actionable information when an event occurs
- Targeted email alerts to the right people with the right information
- Proactive administration of QlikView documents



# Enforce QlikView document dependencies

“How do we set up QlikView to handle document dependencies?”



Create and schedule reload task.



Distribution task is created and scheduled. Reload task must complete successfully before distribution task runs.



Reload task runs and fails.



Dependencies are enforced and the distribution task will not run.

## Benefits

- Create natural relationships between documents
- Control the flow of information
- Ensure that data in QlikView documents is accurate



# Technical specifications for QlikView Publisher



	32-bit (x86)	64-bit (x64)
<b>Platform</b>	Windows XP Professional <sup>1</sup> Windows Vista <sup>1</sup> Windows 7 <sup>1</sup> Windows Server 2003 Windows Server 2008	Windows XP Professional x64 Edition <sup>1</sup> Windows Vista x64 <sup>1</sup> Windows 7 <sup>1</sup> Windows Server 2003 x64 Edition Windows Server 2008 x64 Edition Windows Server 2008 R2
<b>Processor</b>	Intel Core Duo compatible or higher recommended	Multi-core x64 compatible processors
<b>Memory</b>	1 GB minimum. Depending on data volumes more may be required. <sup>2</sup>	4 GB minimum. Depending on data volumes more may be required. <sup>2</sup>
<b>Repository database</b>	Native XML SQL Server 2005 or 2008	Native XML SQL Server 2005 or 2008



# QlikView Publisher

- The right information
- To the right user
- At the right time
- In the right format

