

FAQS

QLIKVIEW 11 CERTIFICATION

The QlikView 11 Certification Program FAQs provide you answers to common questions about the QlikView 11 Certification Program.

Please note the FAQs may be updated or changed to reflect the most current program information. We recommend checking back frequently.

General Questions

When is the QlikView 11 Certification Program available?

Registration for exams will open at 9am Eastern on February 29th, 2012 and exams will be available starting March 2nd, 2012.

Will all QlikView 11 exams be available?

- The **QlikView 11 Developer** exam will be available from **March 2nd**, 2012.
- The **QlikView 11 Designer** exam will be available from **March 9th**, 2012.
- The **QlikView 11 System Administrator** exam will be available from **April 1st, 2012**.
 - Please contact your local Education Services team to learn more about the schedule as this exam will be delivered by QlikTech directly.

Who should take a QlikView 11 exam?

Partner Staff with at least 60 days of field experience engaging in the following real-world activities:

- Gathering and interpreting customer requirements
- Identifying and analyzing data sources
- Creating the QlikView associative data model
- Designing and developing the QlikView application user interface
- Delivering the QlikView application

Should I take an exam if I don't have any QlikView 11 experience?

You should have QlikView 11 experience and knowledge before taking any of the exams. If you have previous experience with QlikView but not with QlikView 11, you may start with the [What's New In QV11](#) e-learning. You will find this training on our website <http://www.qlikview.com/us/services/training>, select **Find Training, Delivery Type: On Demand** and keyword search **"What's New"**. You may also read release notes, gather information about QV11 from the partner portal and/or take some time to practice with QV11. If you don't have any QlikView experience, please follow our preparation recommendations.

How much will an exam cost?

Both exams delivered via Pearson VUE (QlikView 11 Designer, QlikView 11 Developer) cost \$250 USD. Located in a different country with a different currency? The price will be converted real-time to your local currency when registering.

Will there be an exam for QlikView 11 System Administrator?

Yes, QlikTech discontinued the old Server Publisher Enterprise Certification and will instead offer the new QlikView 11 System Administrator Certification.

Will the QlikView 11 System Administrator exam also be offered at Pearson VUE?

No, the QlikView 11 System Administrator Certification will continue to be a practical hands-on exam in a virtual environment provided directly by QlikTech.

When will the QlikView 11 System Administrator exam be available?

The QlikView 11 System Administrator exam will be available beginning in April 2012. For more information about the dates offered in your region, please contact [your local Education Services team](#). Contact details can be found by clicking the embedded link or at the end of this document.

Is there a limit to the number of partners in an organization who can take an exam?

No. There is no maximum limit on the number of partner individuals who can take an exam. However, there are minimum certification requirements in the Qconnect Program. Please make sure you certify at least the minimum required based on your partner type.

Can I take a Delta exam instead of the full exam?

QlikView 11 delta exams are not offered. Partners, whether they currently hold certification(s) or not, will take the new QlikView 11 certification exams to remain current with the Qconnect Program requirements.

I took the QlikView 11 Developer Beta exam and passed, do I also need to take the Final exam?

No, if you passed the Beta exam, you do not need to take the QV11 Designer or QV11 Developer exam again. You have achieved those certifications. If you took the Beta exam and did not pass, then you do need to register for the Generally Available exam(s) when available.

Will exams be available in multiple languages?

The QlikView 11 Certification Program will launch in English only. QlikTech has plans to translate the QlikView 11 Designer and Developer exams into other common languages. Language details will be announced once finalized. *Please note that this is subject to change.*

Prepare for the Exam

Is training required prior to taking any exam?

While training is not required, we strongly recommend that you complete the appropriate official QlikView training classes. Taking just the QlikView online tutorials by themselves will not prepare you.

If you have questions about what training is offered and recommended, contact [your Education Services team](#) or consult the latest version of the Partner Education & Certification Guide.

Is field experience required prior to taking any exam?

While field experience is not required, we strongly recommend that you have field experience. We recommended at least 60 days when preparing for the QlikView 11 Designer exam and at least 90 days when preparing for the QlikView 11 Developer or System Administrator exam.

Is other knowledge next to QlikView required?

For the Designer and Developer exams, any additional experience in the fields of Data Analytics, Business Intelligence or Data Discovery is beneficial.

To prepare for the QlikView 11 System Administrator exam we recommend additional experience with Microsoft Windows Server based environments.

What kinds of questions are on the exam?

The QlikView 11 Designer and Developer exams contain “multiple-response” questions – more commonly referred to as multiple-choice questions. Each question will provide a number of plausible responses. In most cases, only one response is correct. If more than one response is correct, the question will tell you exactly how many responses are correct. Some questions will include an exhibit – such as one or more data tables. The exhibit will typically appear on a split screen, with the question on one side of the screen and the exhibit on the other side of the screen. Here are two sample questions:

A developer would like to use this QVW to create a second QVW. The second QVW will Binary load the first QVW. The second QVW will be deployed and must be secured according to the same departmental business rules.

Which factor should the developer consider in securing the second QVW?

- A. The second QVW will not inherit any Section Access security implemented in the first QVW.
- B. The Section Access must be before the Binary statement in the second QVW load script.
- C. The second QVW will inherit any Section Access security implemented in the first QVW.
- D. The Section Access must be on a hidden tab in the second QVW load script.

The designer needs to limit the chart display to the set of products that contribute 20 percent of the total sales using the top contributors.

Which properties should the designer set in the Dimension Limits properties window?

- A. show only values that are Greater Than or Equal To 20 percent and select the Show Total checkbox
- B. show only First 20 Values, select the Global Grouping Mode check box, and select the Exclude Others checkbox
- C. show only values that accumulate to 20 percent and Use Largest Values and select the Check Include Boundary Values checkbox
- D. show only Largest 20 Values and select the Show Others checkbox

How will the exam scores be calculated?

There is no penalty for providing incorrect answers. If you choose an incorrect answer, you do not earn credit for that item. No points are deducted for incorrect answers or answers left blank.

If a question specifies that you must choose multiple correct answers, you must choose the exact number of correct answers specified in the question to earn credit for a correct answer. Partial credit is not given.

Scoring is calculated by totaling up the number of correct answers and determining if this is above or below the established passing score for this particular exam.

Register for the Exam

How do I register for the exams?

Exam registration will open on February 29th, 2012. On that day, you can go to www.vue.com/qlikview and create an account on our exam delivery vendor's site. Once you have logged into the site, you may:

1. Click Schedule Exams.
2. Select the appropriate QlikView 11 exam.
3. Choose the language for the exam. (When registration opens, exams are available in English only)
4. Find a Test Location.
5. Select the appointment date and time.

You may wish to review the [Step-by-Step Online Scheduling Guide](#) before registering. Pearson VUE [Customer Service](#) can help answer your registration questions.

Do I have to take the exam in the country I live or work in?

You can schedule exams at any testing location you wish. For example, if you are located in Germany, but are in France as part of a project and want to take an exam, you can register and take the exam at a testing location in France.

Do I have to take the exams at a Pearson VUE testing location?

Yes, the Designer and Developer exams are only available via Pearson VUE. The QlikView 11 System Administrator exam will be delivered online by QlikTech. See www.qlikview.com/services/trainng/find-you-training for the System Administrator exam schedule.

Can I reschedule or cancel my exams?

If you wish to reschedule or cancel your exam, you may do this online at the [registration page](#).

Can QlikTech reschedule or cancel my exams?

Only you or Pearson VUE can reschedule or cancel. If you are having trouble rescheduling or cancelling online you may [contact Pearson](#) for direct assistance.

Payment

What payment options does Pearson offer?

Pearson VUE offers payment by Vouchers, Credit Card and Electronic Check (Bank account must be held in the United States). Pearson accepts the following major credit cards: VISA, MasterCard, American Express and JCB. (Due to international verification issues, debit cards are not accepted.)

The above payment options are offered by Pearson VUE when you register to take the QlikView 11 Designer or Developer exam.

What payment options does QlikTech offer?

QlikTech offers payment by invoice in the event you register for the QlikView 11 System Administrator exam.

How can I buy vouchers?

Vouchers may be bought online at Pearson or via QlikTech.

Note: The ability to buy vouchers will not be available at program launch but shortly after. Details will be announced once vouchers are offered.

Take the Exam

When should I arrive at the test center?

Plan to arrive at least 15 minutes before the exam begins. Candidates arriving more than 15 minutes late are not guaranteed exam availability or a refund.

What should I bring to the testing location?

Bring two forms of ID. One ID must have your picture and signature (such as a passport or driving license); the other ID must have your signature (such as a credit card). Food, laptops, backpacks, notepads, pens, books, phones, pagers, watches and wallets, or other personal equipment are NOT allowed in the test area. Test center do provide secure storage space.

Will I be able to write down notes?

You will be provided an erasable note board and marker.

How long are the exams?

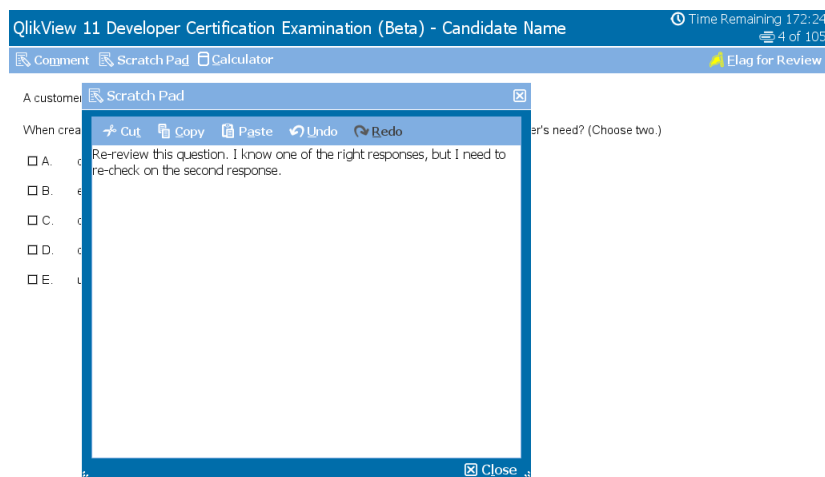
The QlikView 11 Designer and Developer exams delivered by Pearson VUE are 120 minutes each. There will be a timer displayed on the top right-hand side of the screen that will show you how much time you have left. You will also be notified 15 minutes before the exam time ends.

The QlikView 11 System Administrator delivered by QlikTech is about a full workday of practical exercise.

How do I answer a question?

Click the radio button or box in front of the correct response. In some cases, there may be more than one correct response. If there is more than one correct response, you will be told exactly how many correct responses are needed.

In this Example, the question has two correct answers. Using the Scratch Pad, the candidate has created a reminder to re-review the question, and has flagged the question to review it before the end of the exam.



If the question is lengthy or the exhibit is large, you may need to scroll to read the entire question or view the entire exhibit. In this Example, the exhibit is too large to view on the screen, so you would need to scroll to view the entire exhibit.

QlikView 11 Developer Certification Examination (Beta) - Candidate Name Time Remaining 170:48
5 of 105

Comment Scratch Pad Calculator Flag for Review

Refer to the exhibit to the right.

Based on fields are

- A.
- B.
- C.
- D.
- E.
- F.

Scratch Pad

Cut Copy Paste Undo

Redo

Re-review this question.

Close

Total Sales By Family Size

Family Size	Total Sales (Approximate)
Dairy	210,000
Fruit	120,000
Meat	220,000
Snack Foods	260,000
Vegetables	330,000

← Previous Next →

For some questions on the exam, there may be an exhibit that will display in a pop-up window. You will need to click the Exhibit button to view the Exhibit in a pop-up window. You may then move the pop-up window so that it does not hide the question and answer text.

QlikView 11 Developer Certification Examination (Beta) - Candidate Name
Time Remaining 164:17
18 of 105

Comment Scratch Pad Calculator
Flag for Review

Exhibit

Refer to the exhibit.

Exhibit
✕

```

graph TD
    Account --> Posted
    Account --> Unposted
    Posted --> Project
    Unposted --> Project
    Project --> ServiceCode
    Project --> Client
    Project --> Billing
    Project --> Employee
    
```

The diagram illustrates a database schema with the following tables and their attributes:

- Account**: ID INT (PK), ProjectID VARCHAR(45)
- Posted**: TransID INT (PK), ProjectID INT, Amount DECIMAL(18,2), Date DATE, Cost VARCHAR(45), AccountID INT
- Unposted**: TransID INT (PK), ProjectID INT, Amount DECIMAL(18,2), Date DATE, Cost VARCHAR(45), AccountID INT
- Reconciled**: TransID INT (PK), ProjectID INT, Amount DECIMAL(18,2), Date DATE, Cost VARCHAR(45), AccountID INT
- Unreconciled**: TransID INT (PK), ProjectID INT, Amount DECIMAL(18,2), Date DATE, Cost VARCHAR(45), AccountID INT
- Project**: ID INT (PK), ServiceCodeID INT, ClientID INT, BillingID INT, BeginDate DATE, EndDate DATE, PercentComplete DECIMAL(18,2), EmployeeID INT
- ServiceCode**: ID INT (PK), Name VARCHAR(45)
- Client**: ID INT (PK), Name VARCHAR(45)
- Billing**: ID INT (PK), Name VARCHAR(45)
- Employee**: ID VARCHAR(45) (PK), Name VARCHAR(45), ManagerID INT

Relationships (Crow's Foot notation):

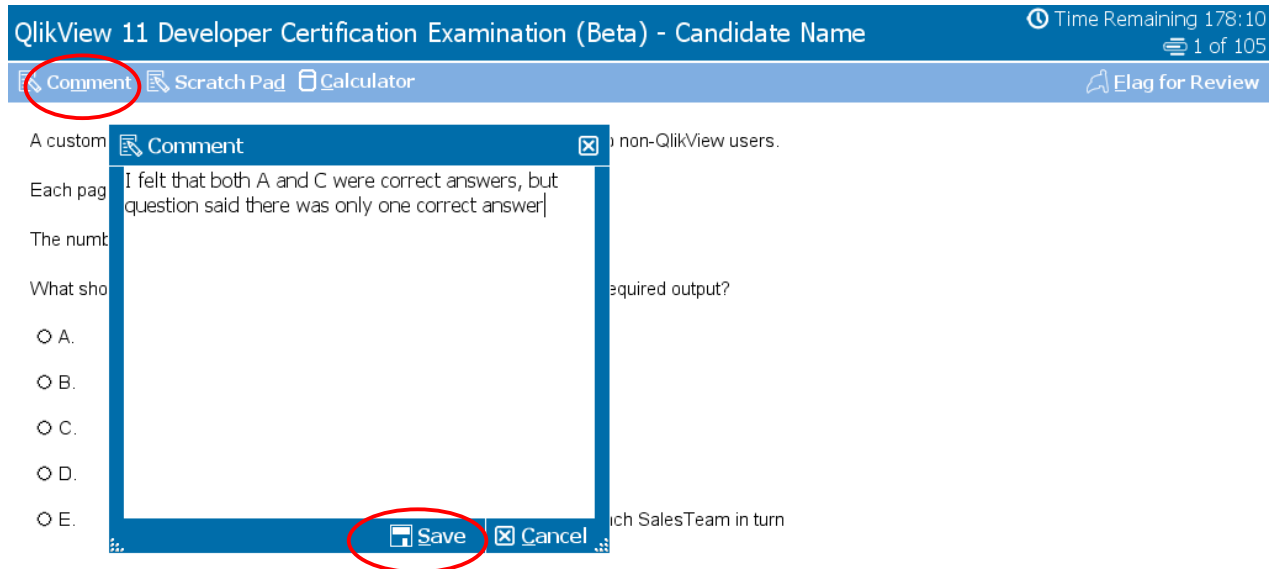
- Account (1) to Posted (many)
- Account (1) to Unposted (many)
- Posted (1) to Project (many)
- Unposted (1) to Project (many)
- Project (1) to ServiceCode (many)
- Project (1) to Client (many)
- Project (1) to Billing (many)
- Project (1) to Employee (many)

Previous Next

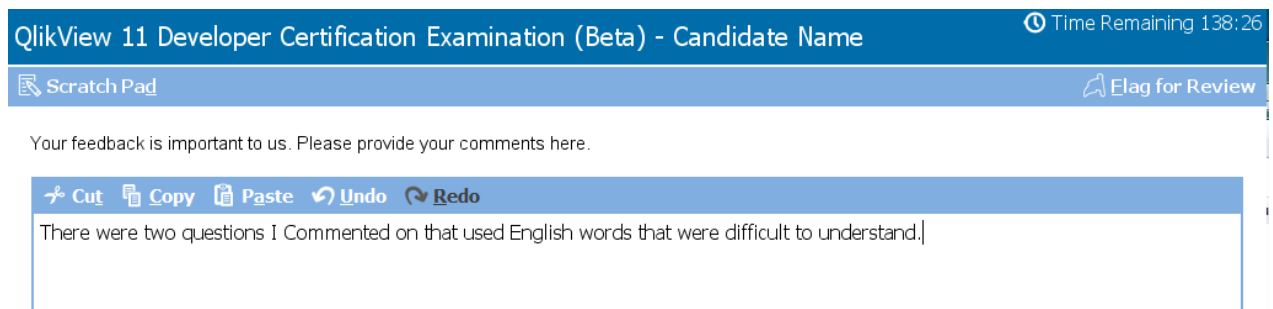
Compressed size: 1.25 MB
Size: 1.28 MB

How can I make comments on the exam questions?

Click the Comment button, which will bring up a small pop-up window. Type your comment, then click Save. We will consider your comments when we analyze the results of exams. You are not required to make comments.



At the end of the exam, you may have the opportunity to make general comments on the exam.

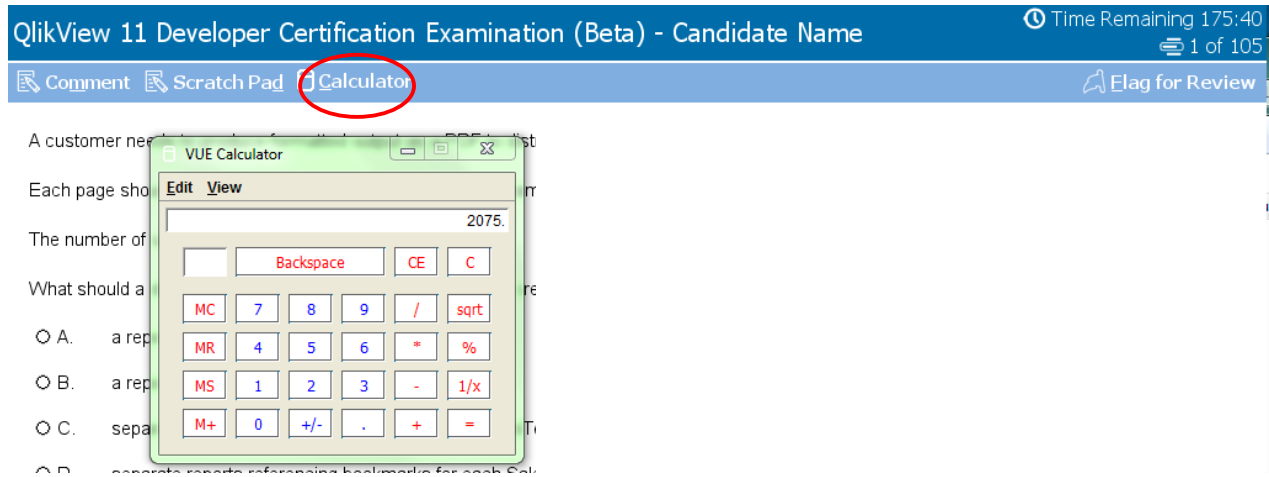


Will I have enough time to answer all the questions and make Comments?

We've set the exams at 120 minutes each so that you have enough time to provide short comments.

Can I use a calculator during the exam?

You may use the online calculator. Just click the Calculator button.



Can I skip a question, or go back to a question?

Yes, you can skip a question or go back to a question, using the Previous and Next buttons at the bottom of the screen.



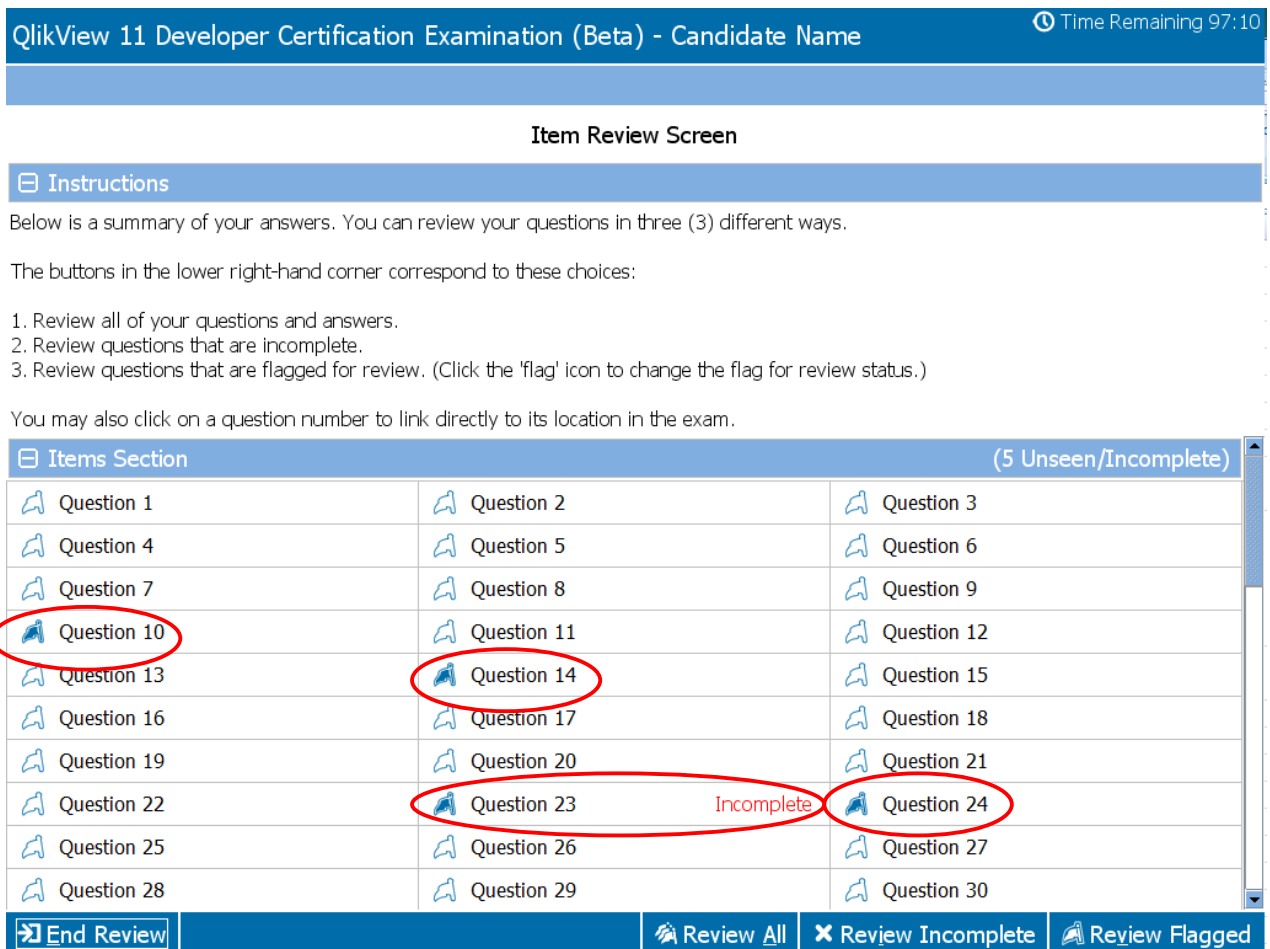
Can I do a final review of my answers before the exam ends?

If you want to go back to questions later during the exam, click the “Flag for Review” button at the top right of your screen.



At the end of the 105 questions, the Item Review Screen will display questions you’ve flagged, and/or that you didn’t answer completely. Remember that some questions will specify that there is more than one correct answer. From the Item Review Screen, you can click on the Question number to go back to the Question and complete it.

In this Example, we can see that the candidate Flagged Questions 10, 14, 23, and 24 (and perhaps more if we were to scroll down the screen). We can also see that the candidate did not completely answer Question 23.



After the Exam

What are the passing scores for the exams?

Certification exam passing scores are determined based on analysis of data from the Beta version of an exam. Certification exams are not like traditional education tests, where a letter grade is assigned based on the percentage (for example, a grade of A means 90% or higher). Knowledge, Skills and Abilities (Certification) exams are Pass/Fail. Therefore, the passing score is the number of questions that one needs to get correct to pass the exam. QlikView will not publish exam passing scores.

How will I know if I passed an exam?

When you complete the exam at the testing center, you will receive a print out that shows you have completed the exam and your pass / fail result.

Who will have access to exam results? Will they be sent to my employer or to QlikTech?

Certification results are confidential and only disclosed to the candidate. Except for administration purposes within QlikView Education Services and the QlikView Alliances team, exam results and personal information will remain confidential and will not be disclosed by QlikView to any party other than the candidate.

Can I re-take an exam?

Yes, if you did not pass an exam, you can re-take any generally available QlikView 11 exam.

Can I re-take the QlikView 11 Developer Beta exam?

If you were a participant in the beta program and did not pass, you cannot re-take the beta exam again. You will need to take the generally available QlikView Developer 11 Designer and / or Developer exam depending on your needs.

Contacts

QlikView offers partner education & certification around the world. Please contact your local education services representative using the information below, or contact certification@qlikview.com.

	Training	Certification
Americas	ustraining@qlikview.com	uscertainment@qlikview.com
UK & Ireland	traininguk@qlikview.com	certificationuk@qlikview.com
DACH	schulungen@qlikview.com	zertifizierungen@qlikview.com
Nordics	training@qlikview.com	certification.nordics@qlikview.com
Benelux	trainingbenelux@qlikview.com	certbenelux@qlikview.com
France	trainingfr@qlikview.com	certificationfr@qlikview.com
Spain & Portugal	trainingib@qlikview.com	certificationib@qlikview.com
Eastern Europe	trainingeasterneurope@qlikview.com	certeasterneurope@qlikview.com
Middle East and Africa	trainingim@qlikview.com	certim@qlikview.com
India	trainingindia@qlikview.com	certindia@qlikview.com
China	trainingchina@qlikview.com	certchina@qlikview.com
Asia	trainingsingapore@qlikview.com	certsingapore@qlikview.com
Japan	trainingjapan@qlikview.com	certjapan@qlikview.com
Singapore	trainingsingapore@qlikview.com	certsingapore@qlikview.com
Australia	trainingaustralia@qlikview.com	certaustralia@qlikview.com
International	qlikviewtraining@qlikview.com	certim@qlikview.com

Detailed information is always available at <http://www.qlikview.com> or <http://partners.qlikview.com>.

Disclaimer

For clarification or additional questions not addressed in this document, please contact your local QlikTech Partner Team.

Some screens used in this document have been created during the Beta.

Any content is subject to change at any time without prior notice to program members. This document is intended for informational purposes only.

Document version 1.0, released February 29th, 2012.