


40 Views 2 Replies Latest reply: May 26, 2011 4:14 AM by sachinaddy

**sachinaddy**51 posts since
Apr 12, 2011

May 26, 2011 4:14 AM

2

Remove Synthetic Keys


Hi.

Please find the attachment. I'm a newbie on QlikView. I tried removing synthetic keys but I m not able to get the exact key point on how to do it. Like this - <http://community.qlikview.com/media/p/76744.aspx> , this article describes how to create linktable and remove synthetic keys, but when I read the script of that QVW and do the changes accordingly, it throws errors. I also referred to this post <http://community.qlikview.com/forums/p/30879/119265.aspx> , but not able to understand.

Please let me know how to do that.

Thanks.

Regards,
Sachin Agrawal


Attachments:[HR_New.qvw](#) (152.8 K)Like (0) [Reply](#)**sampath.gsk**

1. Apr 25, 2011 4:07 AM (in response to sachinaddy)

Remove Syndicate Keys

Hi Sachin,
Kindly refer the attached sample application.

Regards,
Sampath Kumar .G

Attachments:[CommonCalanderExample.zip](#) (120.9 K)[Report Abuse](#) Like (0) [Reply](#)

2. Apr 25, 2011 8:13 AM (in response to sachinaddy)

Remove Syndicate Keys

Hi,

5/26/2011

QlikCommunity: Remove Synthetic Keys

Neetu Singh

Please find the attachment. this application is developed by taking your existing application fields.

Hope it will help you. if not, please let me know.

Regards
Neetu Singh

Attachments:

[HR_New Solution.qvw](#) (125.0 K)

[Report Abuse](#) [Like \(0\)](#) [Reply](#)

[Go to original post](#) [Reply to original post](#)