



## QlikView 11 Feature Sheet Collaborative Sessions

### What is included?

Collaborative sessions provide bidirectional, real-time QlikView document sharing for use in meetings. It allows users to share a QlikView document view with anyone else, including those who don't have QlikView licenses. A user can invite others to join by distributing a one-time use URL via email or IM. Each participant can interact with the QlikView app for the duration of the session, without passing control from one to the other. Collaborative sessions work on mobile devices (tablets, smart phones) as well as desktop and laptop computers. This is true social Business Discovery.

### What Does This Feature Bring to QlikView?

When working in teams to analyze information, geographically-distributed and mobile users can improve the quality of business decisions by jointly interacting with QlikView documents together in real-time—sharing selections and testing scenarios together to better uncover insights and solve problems.

Focused not on individuals creating analysis and then sharing with others to look at independently, Collaborative sessions allows users work within one server based document at the same time, see the same results, interact with the document together and view each others results. A complete means of not only sharing but on making discoveries as a team.

### How does it work?

Users within a collaborative session are literally sharing the same server session to see and interact with a document simultaneously. Those who join a session are piggybacking on the rights and access granted to the session initiator. For instance, if the initiator has access only to US Sales data and invites someone who has access to Asia sales data to their session, that individual will now be able to see US Sales data. The initiator can control when the session ends but not who can interact with what.

### How do I configure it?

Activation of the collaborative sessions feature is a simple on/off option within QlikView Server. When enabled ANY document on the server can be put into a collaborative session by any user. However the administrator can also control collaborative sessions at the document level via the Availability options of a reload task.



# QlikView

General Reload Reduce Distribute Document Information Triggers Server

Server Objects Availability Performance

Access Point

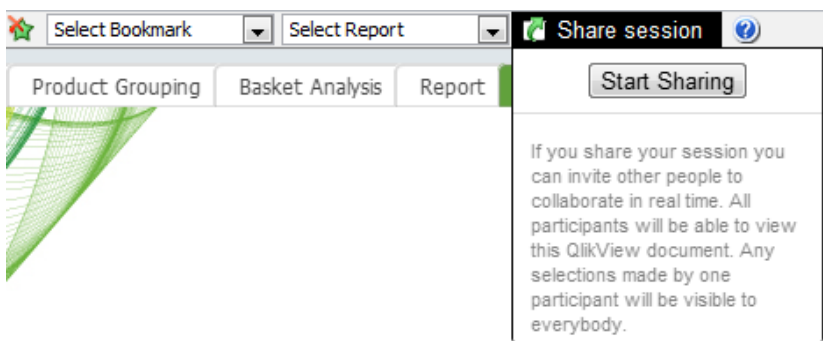
Access Method:

- IE Client
- Mobile Client
- AJAX Zero Footprint Client Url:
- Web Browser for Small Devices

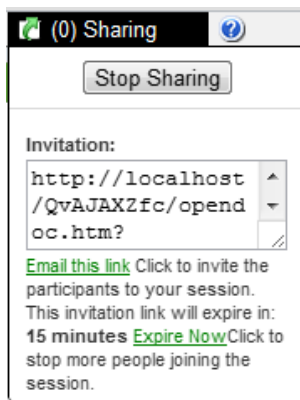
User Privileges:

- Download Document
- Print and Export to Excel
- Session Collaboration

To launch a session, a user indicates that they wish to launch a collaborative session




QlikView Server returns a URL to this session that can be emailed to all participants who need to attend.



Initiator creates an email and addresses those that they want to invite to the session. Note that the link to the session will expire in 15 minutes from the time the particular sharing is started. This means that any user invited into the session who does not accept/follow the link within 15 minutes will find an invalid link when clicked later.

The attendee does not need to have a valid QlikView license to access the collaborative session



# QlikView

To... Bob Jones

Cc...

Subject: <http://localhost/QvAJAXZfc/opendoc.htm?invite=4693&anonymous=&host=localhost>

<http://localhost/QvAJAXZfc/opendoc.htm?invite=4693&anonymous=&host=localhost>

The addressee receives an email with a link to the collaborative session

<http://localhost/QvAJAXZfc/opendoc.htm?invite=4693&anonymous=&host=localhost>

★ **John Trigg** John.Trigg@qlikview.com to me [show details](#) 11:55 AM (0 minutes ago)

<http://localhost/QvAJAXZfc/opendoc.htm?invite=4693&anonymous=&host=localhost>

The addressee must type their email address before entering the session

You have been invited to a collaboration session. **QlikView**

You are currently signed in to the QlikView AccessPoint.

Join QTSEL\jtg's session using Whats New in QlikView11.qvw using these credentials: QTSEL\jtg

Display Name:

Select Report

Basket Analysis Report **What's New** Sheet10

As the attendee joins the session the initiator sees notification and can track who is within the session.

(1) Sharing

Bob Jones

Invitation:

<http://localhost/QvAJAXZfc/opendoc.htm?>

[Email this link](#) Click to invite the participants to your session. This invitation link will expire in: 10 minutes [Expire Now](#) Click to stop more people joining the session.



# QlikView

This dialog allows them to remove individual users. Or the user can stop the session for all participants in one go.

The initiator and all attendees can now see the navigation, selections and updates being performed by any of the participants in the session.

## Business Cases

1. Think of use in training/support
2. Where one user cannot understand the context of a document and needs assistance from one or more colleague to complete their analysis

## Upgrade Considerations

This is a new feature that is being introduced with QlikView 11. BE AWARE of the following conditions of use of this feature

1. All section access and data reduction is done once – for the session initiator. All data available to the initiator is available to all participants
2. All permissions and rights granted to the initiator are available to all session participants.
3. Logging of selections within a collaborative session is done under the name of the session initiator.
4. No authentication or authorization is performed on the user logging into the session.
5. Users do NOT see property dialogs or the other user entering data .
6. Users will only see the results of changes, navigation and selections made by others in the session.
7. If the initiator stops sharing and closes their server session, the session will completely close for all other participants.
8. The invite email can be forwarded to others and allow them to successfully log into the session.
9. Collaborative sessions can be performed on Small Business Edition

