

QlikView



 NAVdiscovery

A QlikView Toolbox for Microsoft Dynamics NAV

www.nav-discovery.de

effizienzdurchdynamik!

FOR MICROSOFT DYNAMICS NAV AND QLIKVIEW USERS PRISMA INFORMATIK HAS DEVELOPED THE NAV-DISCOVERY TOOLBOX. NAV-DISCOVERY TWEAKS THE INTERACTION OF THE TWO SYSTEMS AND COMES WITH SURFACE TEMPLATES, SCRIPT TEMPLATES AND FURTHER SERVICEABLE FEATURES.

The capabilities of NAV-Discovery Toolbox

Implementation in no time

Once the decision for a new software solution is made, its immediate availability is of great importance. The preparation and connection of ERP data from Microsoft Dynamics NAV into QlikView usually means a tedious and time consuming task to end users.

About QlikView Business Discovery

The innovative BI solution delivers new insights into business data

The QlikView Business Discovery software joins high performance analysis and search functionality with simplicity and ease of use known from the Microsoft Office environment.

The associative search is based on in-memory technology and provides users real-time insights into their business data. Unlike traditional BI systems, the highly intuitive method of data analysis allows users to generate new queries and reports at any time, without involving the IT department or an internal business analyst.

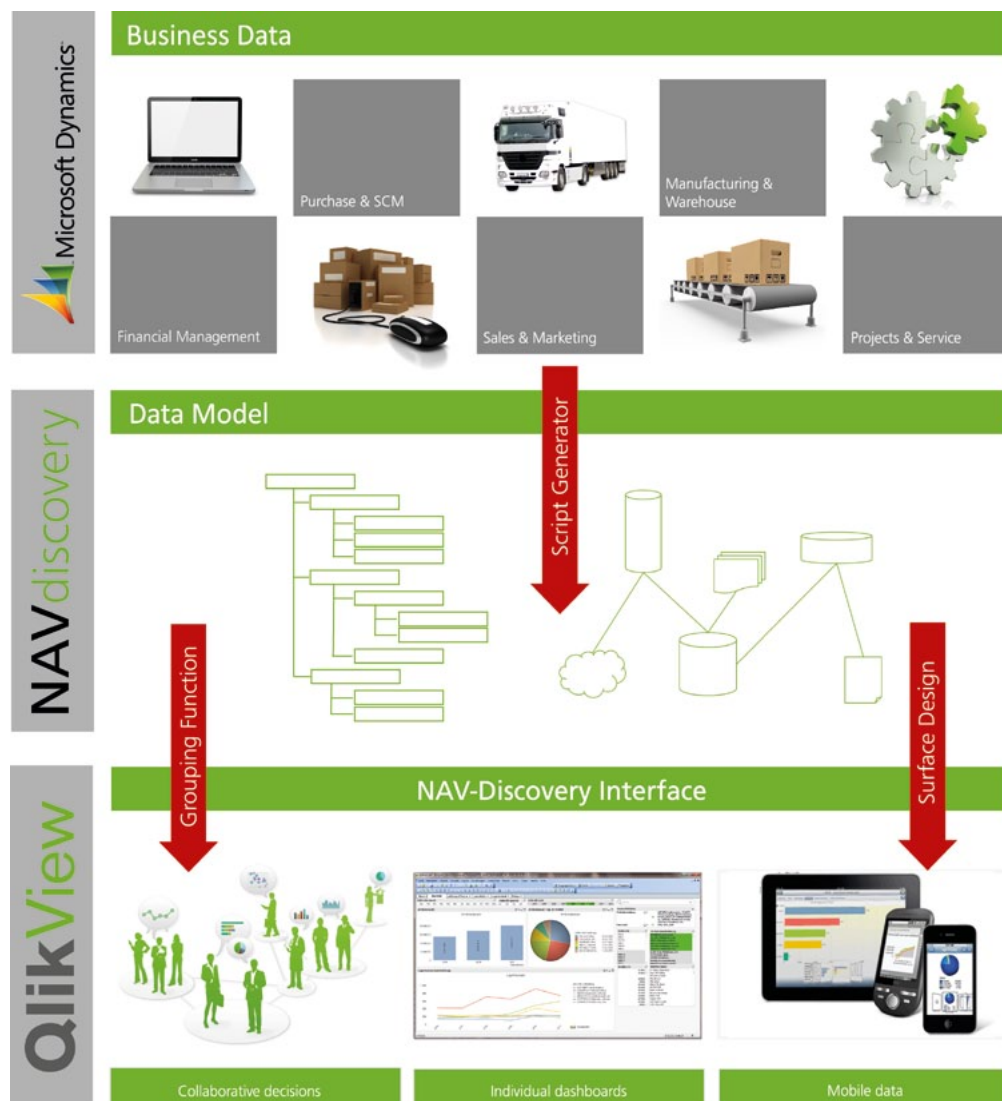
Thus, QlikView gives its users a large number of completely new possibilities to discover their business data, for example breaking a negative gross margin right down to the individual articles.

Furthermore, users can find out which customer in a certain sales area is responsible for unusual high costs of reconsignments. Alongside individual analyses QlikView also provides conventional standard reports and queries.

In addition to Microsoft Dynamics NAV, many more applications and systems such as SQL databases, Excel spreadsheets, CRM systems or online stores can be connected to the Business Discovery platform.

To simplify this process and to reduce the preparatory work to a minimum, prisma informatik has developed the NAVdiscovery Toolbox.

On the part of users, neither profound QlikView knowledge nor elaborate support by the internal IT department is necessary during the ETL process. The NAVdiscovery Toolbox comes with the **Script Generator**, which generates the required QlikView Scripts for data modeling automatically. Further components are the **Grouping Function** and the **Templates**, which provide various options for interface design in QlikView.

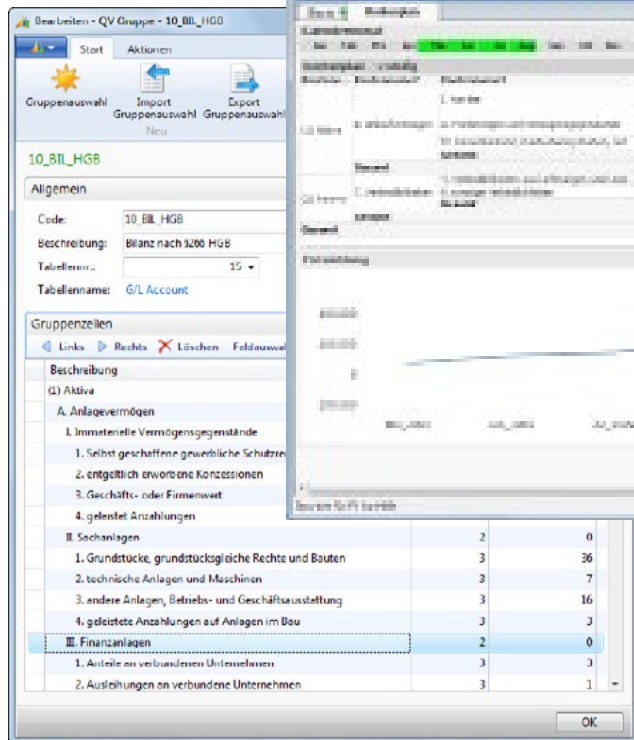


Smart Script Generator

Good connections to your data

Especially the customizations within their ERP data are particularly valuable for users of BI software.

For this reason and unlike other connector solutions, NAV-Discovery delivers no pre-built script, but can generate the QlikView data model automatically and directly from the



specific NAV environment. That way, NAV-Discovery enables the transfer of any custom-built extensions and modifications within Microsoft Dynamics NAV - no matter how individualized the database is.

A separate number range without modifying standard objects allows a conflict-free integration into the ERP environment.

The **NAV-Discovery Script Generator** creates script templates for QlikView directly out of the different NAV modules, such as Financial Management, Purchase, Sales & Marketing, Warehouse or Manufacturing.

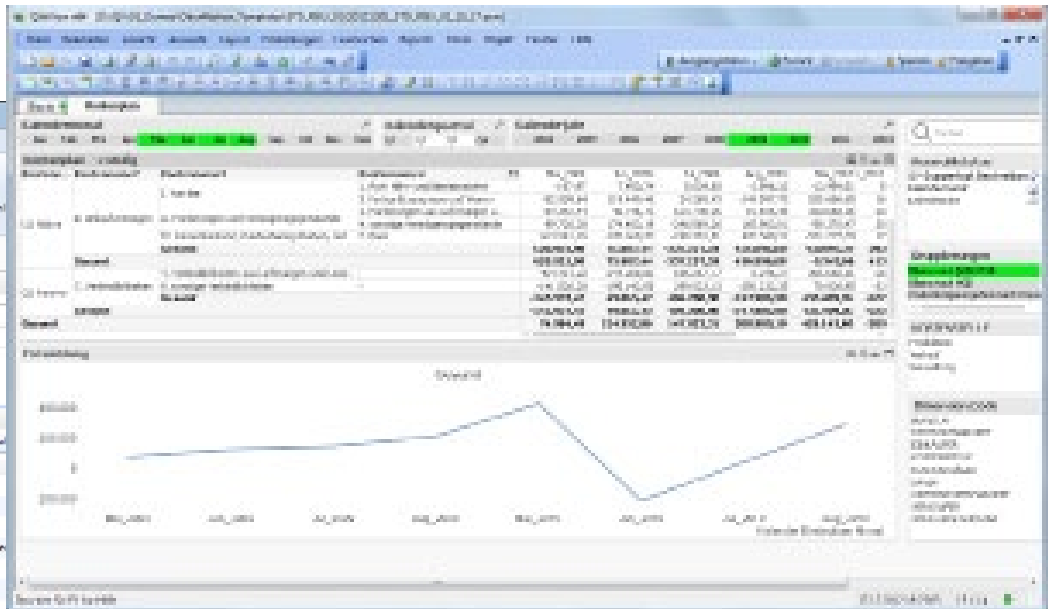
More features of the Script Generator are

- Easy table selection
- Comfortable table relation
- Simple table mapping
- Automatic extraction of option strings
- Automatic extraction of the field names / multilingualism
- QlikView-adequate date processing

Individual Surface Design

An interface designed for your needs

Furthermore, the **NAV-Discovery Grouping Function** allows the restructuring of ERP data for evaluation purposes without additional extensions having to be inserted.



Features of the Grouping Function are

- tables of accounts
- balance sheets
- profit and loss accounts
- grouping of accounts for indices or Key Performance Indicators (KPI)
- cost center, -unit, -category plans
- setting up of cluster analysis e.g. for customers, articles etc.

Of course, these individual dimensions can be adjusted and extended at any time.

Since the various pre-integrated templates are already fitted to the respective areas of application, users can immediately start working with their interface – or adapt and expand it to suit their needs.

The layout templates are based on the previously generated scripts and match them in every detail.

The basic templates, which can be used in any combination, are expandable and customizable.

NAV-Discovery is available for:

Microsoft Dynamics NAV 2013

Microsoft Dynamics NAV 2009 R2

Microsoft Dynamics NAV 2009

Microsoft Dynamics NAV 5.x and 4.x.


Please send us a request for older versions of NAV.

We are your experts

Microsoft® Partner

Gold Enterprise Resource Planning
Silver Business Intelligence

As a certified **Microsoft Gold Partner** in ERP prisma informatik is adept in process structures of Microsoft Dynamics NAV. In this way, we can support our customers in terms of data selection and data processing.



Due to our status as **QlikView Solution Provider** we have in-depth knowledge of the QlikView developer's environment, which gives us the experience to support our customers during the implementation of QlikView exactly to their needs.

This know-how makes us experts for connecting QlikView to Microsoft DynamicsNAV.



prisma informatik GmbH
Merianstraße 26 | 90409 Nürnberg

Fon +49 911 239 80 5 50
Fax +49 911 239 80 5 55

qlikview@prisma-informatik.de
www.prisma-informatik.de