

Sample Sales Report

Version: 1.0

Author: Differentia Consulting

Report Date: Mar 2024



The information in this report is confidential and may be legally privileged. It is intended solely for the addressee. Access to this report by anyone else is unauthorised. If you are not the intended recipient, any disclosure, copying, distribution or any action taken or omitted to be taken in reliance on it, is prohibited and may be unlawful. Differentia Consulting Ltd.

Table of Contents

Exec Summary	3
Margin % KPI	3
TY vs LY Sales KPI	3
Sales vs Budget KPI	3
Analysis	4
Actual Vs Budget	4
Sales By Product Barchart	4
Sales by Region Treemap	4
Sales Vs Budget By Product Group : Alcoholic Beverages	5
Sales Vs Budget By Product Group : Baked Goods	10
Sales Vs Budget By Product Group : Beverages	17
Sales Vs Budget By Product Group : Breakfast Foods	29
Sales Vs Budget By Product Group : Canned Foods	32

Exec Summary

Margin %

44%

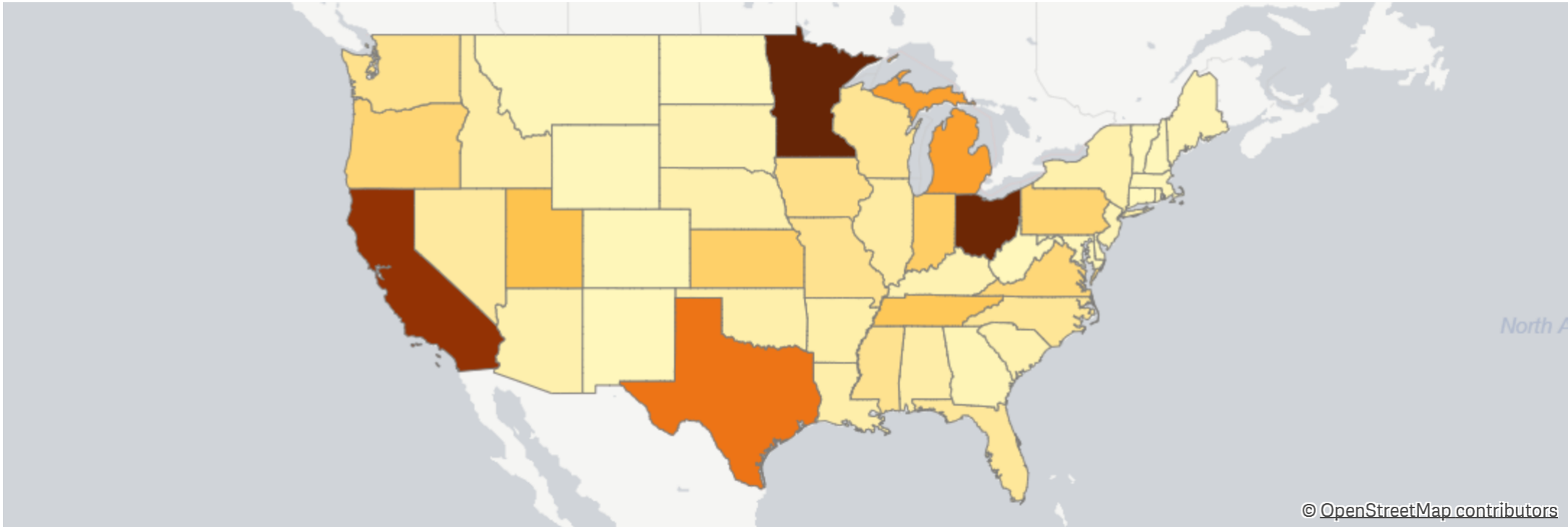
TY vs LY Sales

68%

Sales vs Budget %

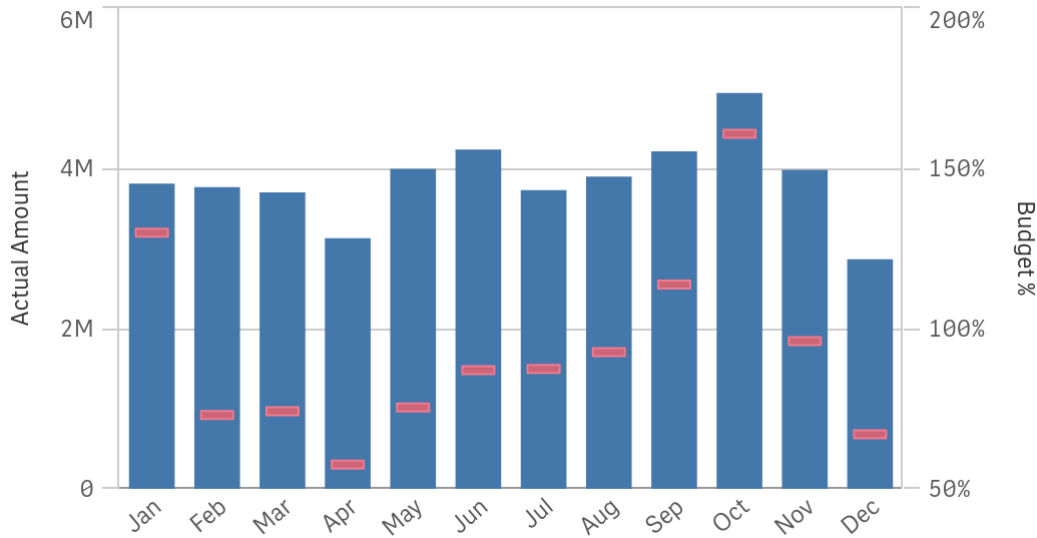
113%

Sales \$ by State

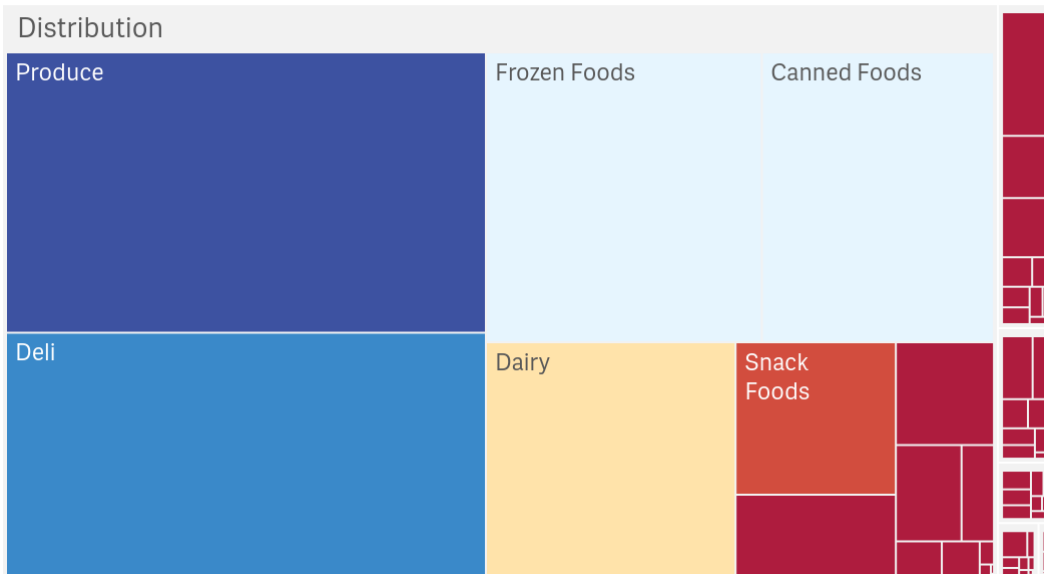


Analysis

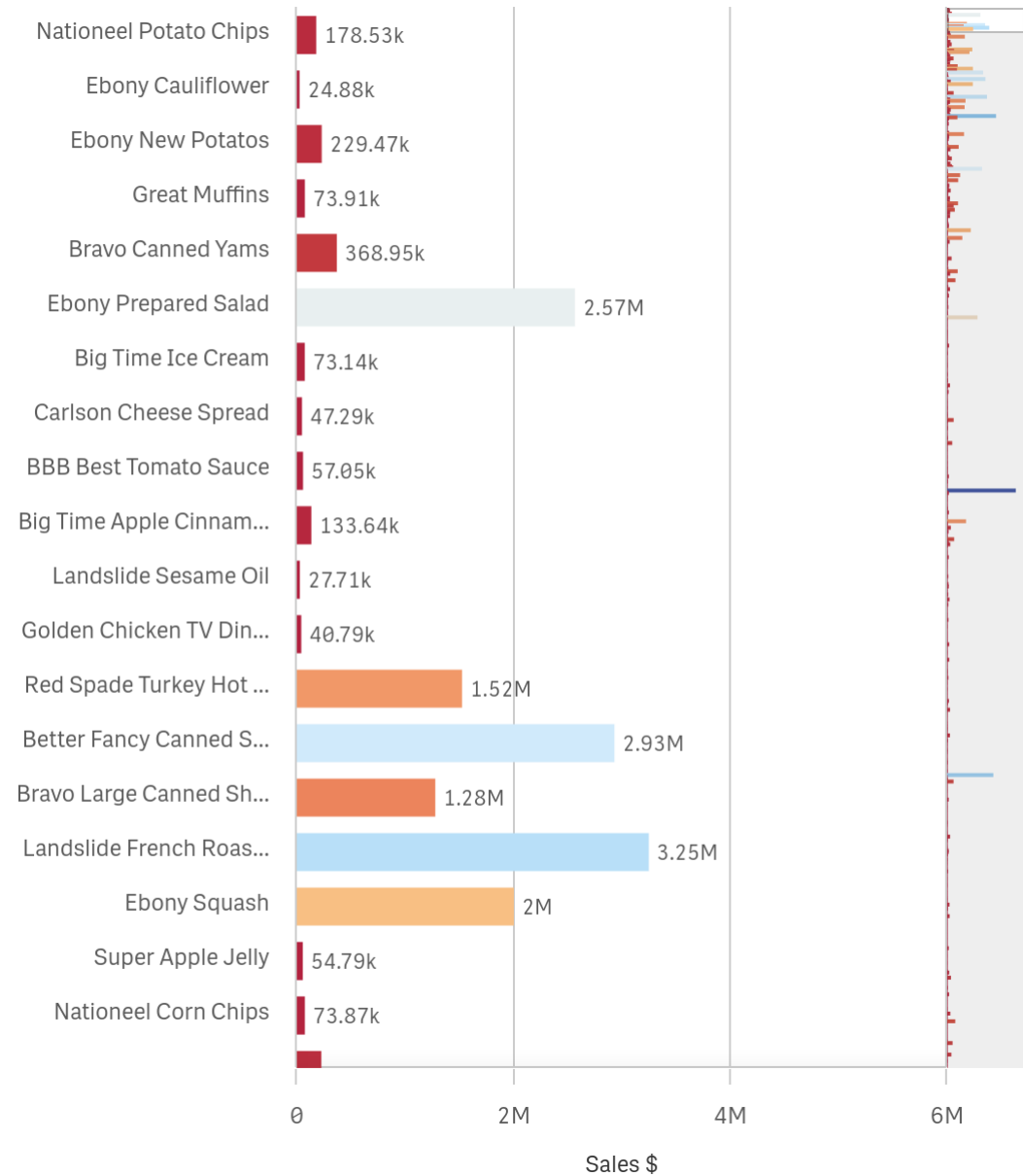
Actual vs Budget



Sales by Channel



Sales \$ by Product (sorted by budget \$)



Sales Vs Budget By Product Group : Alcoholic Beverages

Product Sub Group	Sales Rep	Budget \$	Sales \$
Beer	Amalia Craig	\$1,059,269.46	\$12,161.30
Beer	Amanda Honda	\$1,299,009.25	\$8,631.81
Beer	Amelia Fields	\$244,470.97	\$1,948.80
Beer	Angelen Carter	\$204,331.04	\$2,104.35
Beer	Bima Malek	\$390,756.74	\$5,199.47
Beer	Brad Taylor	\$2,455,116.13	\$21,144.67
Beer	Brenda Gibson	\$898,629.63	\$135.16
Beer	Brenda Kegler	\$137,467.76	\$1,502.53
Beer	Carolyn Halmon	\$44,622.27	\$71.50
Beer	Cart Lynch	\$115,754.73	\$12,488.48
Beer	Cary Frank	\$664,003.27	\$4,942.58
Beer	Craig Amundson	\$1,745,747.06	\$2,480.19
Beer	Craig Lary	\$198,648.40	\$367.50
Beer	David Howard	\$880,776.55	\$6,850.91
Beer	David Laychak	\$1,293,239.77	\$251.28
Beer	Deborah Halmon	\$571,805.46	\$1,894.84
Beer	Dennis Fisher	\$153,525.23	\$1,281.06
Beer	Dennis Johnson	\$508,895.13	\$1,474.16
Beer	Don Simmons	\$154,421.41	\$5,981.61
Beer	Donna Brown	\$1,347,214.83	\$15,573.46
Beer	Edward Laychak	\$423,213.54	\$2,758.66
Beer	Edward Smith	\$95,591.92	\$187.01

Product Sub Group	Sales Rep	Budget \$	Sales \$
Beer	Janice Scott	\$530,711.90	\$5,992.57
Beer	Jimmie Holley	\$27,126.78	\$1,255.38
Beer	John Davis	\$255,338.82	\$1,311.83
Beer	John Greg	\$751,762.91	\$7,436.48
Beer	Jose Bowen	\$827,928.04	\$7,062.98
Beer	Judy Rowlett	\$519,668.89	\$1,444.04
Beer	Judy Thurman	\$87,651.93	\$544.67
Beer	Karen Clinton	\$291,253.80	\$176.79
Beer	Karl Anderson	\$799,041.18	\$5,604.66
Beer	Kathy Clinton	\$1,079,597.13	\$93,679.39
Beer	Ken Roberts	\$240,984.99	(\$268.93)
Beer	Kim Williams	\$4,486.51	\$376.08
Beer	Marian White	\$1,536,028.72	\$156.84
Beer	Martha Richard	\$118,900.46	\$955.23
Beer	Max Blagburn	\$255,673.50	\$779.06
Beer	Michael Stephens	\$339,469.01	\$1,491.07
Beer	Micheal Williams	\$408,508.12	\$14,428.40
Beer	Molly McKenzie	\$318,890.78	\$14.82
Beer	Odessa Morris	\$500,581.74	\$43,712.32
Beer	Patricia Taylor	\$12,730.22	\$552.16
Beer	Peggie Hurt	\$638,293.35	\$1,193.81
Beer	Ronald Golinski	\$333,422.22	\$1,504.32
Beer	Ronald Milam	\$683,482.14	\$411.30
Beer	Samantha Allen	\$681,861.50	\$876.96
Beer	Sandra Barone	\$172,136.04	\$310.40

Product Sub Group	Sales Rep	Budget \$	Sales \$
Beer	Sandra Howard	\$603,041.31	\$426.43
Beer	Scott Powell	\$862,063.50	\$635.00
Beer	Sharon Carver	\$1,771,978.07	\$13,170.80
Beer	Sheila Hein	\$350,086.87	\$5,594.51
Beer	Stewart Wind	\$240,478.56	\$4,798.90
Beer	TAGnology	\$3,754,391.55	\$25,952.30
Beer	Ted Moy	\$565,765.17	\$2,895.59
Beer	Teresa Lynch	\$177,094.11	\$772.90
Beer	Viginia Mountain	\$47,673.14	\$199.32
Beer	William Fisher	\$78,037.40	\$22,423.58
Wine	Amalia Craig	\$1,122,578.13	\$8,841.15
Wine	Amanda Honda	\$1,302,855.80	\$23,233.78
Wine	Amelia Fields	\$404,683.58	\$5,290.18
Wine	Angelen Carter	\$272,209.29	\$4,010.91
Wine	Bima Malek	\$276,455.19	\$2,797.92
Wine	Brad Taylor	\$2,684,470.23	\$30,278.02
Wine	Brenda Gibson	\$2,942,079.80	\$2,332,919.12
Wine	Brenda Kegler	\$431,305.50	\$3,744.14
Wine	Carolyn Halmon	\$120,178.85	\$2,617.41
Wine	Cart Lynch	\$401,426.88	\$8,532.27
Wine	Cary Frank	\$664,003.27	\$13,822.10
Wine	Cheryle Sincock	\$2,728,915.82	\$78,278.79
Wine	Craig Amundson	\$2,198,650.56	\$11,967.72
Wine	Craig Lary	\$213,111.83	\$389.60
Wine	David Howard	\$1,744,735.45	\$6,654.76

Product Sub Group	Sales Rep	Budget \$	Sales \$
Wine	David Laychak	\$524,413.05	\$1,154.75
Wine	Deborah Halmon	\$784,173.33	\$1,248.42
Wine	Dennis Fisher	\$153,525.23	\$4,434.68
Wine	Dennis Johnson	\$636,153.77	\$9,054.10
Wine	Don Simmons	\$154,421.41	\$4,801.77
Wine	Donna Brown	\$1,326,419.00	\$13,868.56
Wine	Edward Laychak	\$488,750.92	\$6,516.81
Wine	Edward Smith	\$14,805.21	\$1,171.82
Wine	Janice Scott	\$771,325.69	\$15,702.50
Wine	Jimmie Holley	\$27,126.78	\$991.89
Wine	John Davis	\$1,446,322.14	\$1,726.74
Wine	John Greg	\$691,566.50	\$3,673.78
Wine	Jose Bowen	\$244,867.07	\$5,614.61
Wine	Judy Rowlett	\$531,828.90	\$1,436.22
Wine	Judy Thurman	\$5,894,080.70	\$638.06
Wine	Karen Clinton	\$387,510.58	\$2,900.34
Wine	Karl Anderson	\$799,041.18	\$14,985.02
Wine	Kathy Clinton	\$1,231,364.88	\$5,178.30
Wine	Ken Roberts	\$279,777.25	\$4,566.80
Wine	Kim Williams	\$4,486.51	\$249.97
Wine	Lee Chin	\$197,963.91	\$143.99
Wine	Marian White	\$1,715,800.93	\$249.87
Wine	Martha Richard	\$118,900.46	\$4,499.52
Wine	Max Blagburn	\$1,518,662.75	\$23,854.40
Wine	Michael Stephens	\$355,596.71	\$2,511.56

Product Sub Group	Sales Rep	Budget \$	Sales \$
Wine	Micheal Williams	\$576,582.14	\$14,081.58
Wine	Molly McKenzie	\$318,890.78	\$4,362.59
Wine	Odessa Morris	\$500,581.74	\$15,627.46
Wine	Peggie Hurt	\$294,915.80	\$2,320.80
Wine	Robert Kim	\$24,510.60	\$141.86
Wine	Ronald Golinski	\$345,762.14	\$518.17
Wine	Ronald Milam	\$881,884.98	\$5,614.66
Wine	Ruth Sakas	\$349,610.69	\$5,590.50
Wine	Samantha Allen	\$672,273.52	\$18.20
Wine	Sandra Barone	\$242,560.34	\$2,695.29
Wine	Sandra Howard	\$211,536.39	\$183.50
Wine	Scott Powell	\$923,927.48	\$3,040.73
Wine	Sharon Carver	\$535,897.36	\$11,013.57
Wine	Sheila Hein	\$544,943.43	\$24,744.15
Wine	Stephanie Reagan	\$160,367.37	(\$283.72)
Wine	Stewart Wind	\$341,504.95	\$7,138.31
Wine	TAGnology	\$5,061,501.36	\$39,681.46
Wine	Ted Moy	\$565,765.17	\$3,094.85
Wine	Teresa Lynch	\$180,209.81	\$11,366.23
Wine	Viginia Mountain	\$17,593.86	\$256.18
Wine	William Fisher	\$60,389.60	\$1,112.49

Sales Vs Budget By Product Group : Baked Goods

Product Sub Group	Sales Rep	Budget \$	Sales \$
Bagels	Amalia Craig	\$338,052.02	\$375.39
Bagels	Amanda Honda	\$1,268,117.57	\$3,561.28
Bagels	Angelen Carter	\$166,195.27	\$1,475.72
Bagels	Brad Taylor	\$2,391,503.41	\$12,225.00
Bagels	Brenda Gibson	\$176,727.73	\$12.44
Bagels	Brenda Kegler	\$137,467.76	\$441.32
Bagels	Cart Lynch	\$49,945.45	\$887.29
Bagels	Cary Frank	\$478,873.97	\$766.44
Bagels	Craig Amundson	\$1,484,890.80	\$1,532.94
Bagels	David Howard	\$478,242.88	\$765.54
Bagels	David Laychak	\$11,889.55	\$0.00
Bagels	Dennis Fisher	\$39,581.62	\$389.50
Bagels	Dennis Johnson	\$94,002.02	(\$17.12)
Bagels	Don Simmons	\$135,316.60	\$2,347.82
Bagels	Donna Brown	\$1,303,917.86	\$5,361.86
Bagels	Edward Smith	\$19,514.56	\$186.80
Bagels	Janice Scott	\$501,442.68	\$766.44
Bagels	Jimmie Holley	\$259,212.97	\$391.62
Bagels	John Greg	\$344,128.80	\$2,590.46
Bagels	Jose Bowen	\$752,892.38	\$744.15
Bagels	Karen Clinton	\$16,433.60	\$7.30
Bagels	Karl Anderson	\$481,636.83	\$740.02

Product Sub Group	Sales Rep	Budget \$	Sales \$
Bagels	Ken Roberts	\$207,276.57	\$393.21
Bagels	Lee Chin	\$123,567.23	\$354.92
Bagels	Martha Richard	\$79,435.72	\$389.50
Bagels	Micheal Williams	\$422,479.20	\$964.95
Bagels	Molly McKenzie	\$98,157.39	\$356.10
Bagels	Odessa Morris	\$194,970.76	\$2,347.82
Bagels	Ronald Milam	\$712,229.42	\$1,724.11
Bagels	Ruth Sakas	\$154,748.03	\$560.39
Bagels	Scott Powell	\$576,960.17	\$0.00
Bagels	Sharon Carver	\$275,190.36	\$3,725.84
Bagels	Sheila Hein	\$350,086.87	\$4,729.24
Bagels	Stephanie Reagan	\$18,986.76	\$0.00
Bagels	Stewart Wind	\$86,914.33	\$17.41
Bagels	TAGnology	\$2,362,791.04	\$2,391.63
Bagels	Ted Moy	\$273,228.46	\$1,744.17
Muffins	Amalia Craig	\$1,237,872.86	\$3,754.13
Muffins	Amanda Honda	\$1,320,963.26	\$30,775.77
Muffins	Amelia Fields	\$362,576.74	\$420.57
Muffins	Angelen Carter	\$272,178.86	\$5,375.32
Muffins	Bima Malek	\$390,756.74	\$3,580.65
Muffins	Brad Taylor	\$2,468,422.50	\$36,715.80
Muffins	Brenda Gibson	\$2,758,293.75	\$507.88
Muffins	Brenda Kegler	\$128,492.84	\$3,007.96
Muffins	Carolyn Halmon	\$7,020.41	\$42.68
Muffins	Cart Lynch	\$106,977.73	\$2,174.34

Product Sub Group	Sales Rep	Budget \$	Sales \$
Muffins	Cary Frank	\$646,215.21	\$9,920.97
Muffins	Cheryle Sincock	\$2,712,317.83	\$13,684.72
Muffins	Craig Amundson	\$1,984,816.86	\$5,302.84
Muffins	Craig Lary	\$24,918.87	\$11.43
Muffins	David Howard	\$1,744,735.45	\$18,581.85
Muffins	David Laychak	\$1,191,490.42	\$4,309.91
Muffins	Deborah Halmon	\$105,277.76	\$426.20
Muffins	Dennis Fisher	\$251,532.95	(\$2,755.66)
Muffins	Dennis Johnson	\$577,506.96	\$5,085.63
Muffins	Don Simmons	\$154,421.41	\$705.67
Muffins	Donna Brown	\$1,326,419.00	\$9,712.57
Muffins	Edward Laychak	\$459,437.41	\$1,710.24
Muffins	Edward Smith	\$28,639.97	\$448.98
Muffins	Janice Scott	\$729,008.20	\$5,519.89
Muffins	Jimmie Holley	\$27,126.78	\$627.43
Muffins	John Davis	\$465,324.78	\$1,959.11
Muffins	John Greg	\$2,813,649.21	\$12,573.64
Muffins	Jose Bowen	\$842,752.38	\$6,403.90
Muffins	Judy Rowlett	\$322,963.31	\$29.39
Muffins	Judy Thurman	\$11,450,888.60	\$11,490.04
Muffins	Karen Clinton	\$272,098.41	\$395.20
Muffins	Karl Anderson	\$1,254,569.95	\$12,402.96
Muffins	Kathy Clinton	\$987,024.30	\$12,658.17
Muffins	Ken Roberts	\$279,777.25	\$4,262.86
Muffins	Lee Chin	\$2,027,832.65	\$2,884.55

Product Sub Group	Sales Rep	Budget \$	Sales \$
Muffins	Martha Richard	\$79,435.72	\$456.59
Muffins	Max Blagburn	\$255,673.50	\$1,532.53
Muffins	Michael Stephens	\$339,469.01	\$1,867.26
Muffins	Micheal Williams	\$690,265.81	\$10,125.35
Muffins	Odessa Morris	\$460,697.08	\$12,389.22
Muffins	Peggie Hurt	\$294,915.80	\$3,242.88
Muffins	Robert Kim	\$24,510.60	\$2,559.69
Muffins	Ronald Golinski	\$540,298.49	\$833.15
Muffins	Ronald Milam	\$867,359.90	\$12,950.57
Muffins	Ruth Sakas	\$341,483.19	\$6,466.56
Muffins	Sandra Barone	\$173,752.42	\$580.56
Muffins	Sandra Howard	\$41,127.25	\$955.36
Muffins	Scott Powell	\$862,063.50	\$3,481.09
Muffins	Sharon Carver	\$422,744.92	\$17,947.79
Muffins	Sheila Hein	\$2,741,590.28	\$12,710.76
Muffins	Stephanie Reagan	\$101,218.12	\$0.00
Muffins	Stewart Wind	\$177,789.33	\$1,694.01
Muffins	TAGnology	\$3,698,891.91	\$30,685.47
Muffins	Ted Moy	\$364,682.93	\$6,884.87
Muffins	Teresa Lynch	\$187,785.99	\$4,614.42
Muffins	Viginia Mountain	\$42,176.61	\$35,141.94
Muffins	William Fisher	\$78,037.40	\$305.30
Sliced Bread	Amalia Craig	\$1,239,024.49	\$4,215.21
Sliced Bread	Amanda Honda	\$1,302,855.80	\$23,389.41
Sliced Bread	Amelia Fields	\$362,576.74	\$330.13

Product Sub Group	Sales Rep	Budget \$	Sales \$
Sliced Bread	Angelen Carter	\$272,178.86	\$3,058.14
Sliced Bread	Bima Malek	\$397,071.77	\$8,606.46
Sliced Bread	Brad Taylor	\$2,694,805.67	\$52,795.01
Sliced Bread	Brenda Gibson	\$1,007,899.60	\$2,537.65
Sliced Bread	Brenda Kegler	\$290,616.34	\$4,150.65
Sliced Bread	Carolyn Halmon	\$66,051.46	\$879.92
Sliced Bread	Cart Lynch	\$182,488.60	\$1,327.19
Sliced Bread	Cary Frank	\$668,550.16	\$10,259.17
Sliced Bread	Cheryle Sincock	\$34,011.68	\$34.50
Sliced Bread	Craig Amundson	\$2,259,011.97	\$10,810.92
Sliced Bread	Craig Lary	\$190,716.78	\$47.22
Sliced Bread	David Howard	\$1,528,687.72	\$13,802.63
Sliced Bread	David Laychak	\$743,233.10	\$1,630.57
Sliced Bread	Deborah Halmon	\$571,805.46	\$3,089.57
Sliced Bread	Dennis Fisher	\$156,255.04	\$1,716.82
Sliced Bread	Dennis Johnson	\$608,073.60	\$4,241.75
Sliced Bread	Don Simmons	\$185,048.37	\$6,594.70
Sliced Bread	Donna Brown	\$1,326,419.00	\$32,848.37
Sliced Bread	Edward Laychak	\$423,213.54	\$2,270.95
Sliced Bread	Edward Smith	\$100,301.27	\$2,950.78
Sliced Bread	Janice Scott	\$763,239.33	\$4,308.74
Sliced Bread	Jimmie Holley	\$286,339.75	\$1,356.27
Sliced Bread	John Davis	\$253,781.21	\$766.18
Sliced Bread	John Greg	\$933,924.05	\$11,391.71
Sliced Bread	Jose Bowen	\$827,928.04	\$10,253.30

Product Sub Group	Sales Rep	Budget \$	Sales \$
Sliced Bread	Judy Rowlett	\$505,205.46	\$2,357.14
Sliced Bread	Judy Thurman	\$5,926,845.44	\$365.72
Sliced Bread	Karen Clinton	\$354,375.89	\$458.56
Sliced Bread	Karl Anderson	\$1,293,786.32	\$14,472.81
Sliced Bread	Kathy Clinton	\$1,015,095.78	\$7,713.20
Sliced Bread	Ken Roberts	\$279,777.25	\$3,108.80
Sliced Bread	Kim Williams	\$42,176.61	\$0.00
Sliced Bread	Lee Chin	\$988,467.98	\$2,294.56
Sliced Bread	Lisa Taylor	\$41,281.41	(\$758.75)
Sliced Bread	Marian White	\$1,483,343.58	\$41.68
Sliced Bread	Martha Richard	\$98,624.87	\$1,224.78
Sliced Bread	Max Blagburn	\$1,632,514.96	\$2,207.41
Sliced Bread	Michael Stephens	\$354,625.06	\$3,168.35
Sliced Bread	Micheal Williams	\$422,479.20	\$5,393.34
Sliced Bread	Molly McKenzie	\$133,746.38	(\$347.48)
Sliced Bread	Odessa Morris	\$460,697.08	\$5,513.29
Sliced Bread	Patricia Taylor	\$75,700.43	\$848.30
Sliced Bread	Peggie Hurt	\$294,915.80	\$797.67
Sliced Bread	Robert Kim	\$1,917,057.42	\$2,271.38
Sliced Bread	Ronald Golinski	\$644,078.63	\$596.58
Sliced Bread	Ronald Milam	\$900,048.61	\$4,298.14
Sliced Bread	Ruth Sakas	\$347,991.15	\$3,928.20
Sliced Bread	Samantha Allen	\$681,861.50	\$203.51
Sliced Bread	Sandra Barone	\$172,849.06	\$561.07
Sliced Bread	Sandra Howard	\$382,673.95	\$31.06

Product Sub Group	Sales Rep	Budget \$	Sales \$
Sliced Bread	Scott Powell	\$905,539.43	\$2,745.71
Sliced Bread	Sharon Carver	\$474,480.81	\$9,887.21
Sliced Bread	Sheila Hein	\$366,789.96	\$9,607.69
Sliced Bread	Stephanie Reagan	\$165,271.83	\$166.50
Sliced Bread	Stewart Wind	\$204,000.90	\$2,606.39
Sliced Bread	TAGnology	\$5,101,993.43	\$42,140.13
Sliced Bread	Ted Moy	\$159,905.15	\$639.26
Sliced Bread	Teresa Lynch	\$201,831.91	\$2,262.58
Sliced Bread	Viginia Mountain	\$72,255.89	\$291.53
Sliced Bread	William Fisher	\$146,418.01	\$2,452.12

Sales Vs Budget By Product Group : Beverages

Product Sub Group	Sales Rep	Budget \$	Sales \$
Chocolate	Amanda Honda	\$577,736.59	\$0.00
Chocolate	Amelia Fields	\$244,470.97	\$25.26
Chocolate	Angelen Carter	\$272,209.29	(\$27.83)
Chocolate	Bima Malek	\$166,034.08	\$17.77
Chocolate	Brad Taylor	\$2,395,684.37	\$318.48
Chocolate	Brenda Gibson	\$555,365.06	(\$12.47)
Chocolate	Cart Lynch	\$115,754.73	\$104.16
Chocolate	Cary Frank	\$17,788.06	\$0.00
Chocolate	Craig Lary	\$22,819.13	\$21,712.88
Chocolate	David Howard	\$880,776.55	(\$49.90)
Chocolate	David Laychak	\$88,045.28	\$268.92
Chocolate	Deborah Halmon	\$5,238.23	\$0.00
Chocolate	Dennis Johnson	\$465,419.20	\$87.41
Chocolate	Donna Brown	\$1,192,793.64	\$80.86
Chocolate	Janice Scott	\$512,668.85	\$11.71
Chocolate	Jimmie Holley	\$27,126.78	\$12.58
Chocolate	John Greg	\$691,566.50	\$272.25
Chocolate	Jose Bowen	\$175,155.79	\$3.65
Chocolate	Karl Anderson	\$481,636.83	\$12.20
Chocolate	Kathy Clinton	\$988,348.44	\$254.82
Chocolate	Ken Roberts	\$152,711.48	\$19.14
Chocolate	Martha Richard	\$79,435.72	\$12.58

Product Sub Group	Sales Rep	Budget \$	Sales \$
Chocolate	Max Blagburn	\$11,778.58	\$15.16
Chocolate	Michael Stephens	\$299,832.45	(\$3,057.06)
Chocolate	Micheal Williams	\$223,308.74	\$20.62
Chocolate	Molly McKenzie	\$318,890.78	\$150.65
Chocolate	Odessa Morris	\$212,454.27	\$91.90
Chocolate	Peggie Hurt	\$155,437.01	\$203.20
Chocolate	Robert Kim	\$215,671.00	\$5.82
Chocolate	Ronald Golinski	\$319,451.14	\$46.76
Chocolate	Ronald Milam	\$34,718.24	\$38.31
Chocolate	Sandra Howard	\$143,879.28	\$227,694.15
Chocolate	Sharon Carver	\$275,190.36	\$0.00
Chocolate	Stewart Wind	\$27,792.22	\$0.00
Chocolate	TAGnology	\$2,230,648.50	\$126.77
Chocolate	Teresa Lynch	\$44,576.55	\$0.00
Coffee	Amalia Craig	\$1,180,412.78	\$3,993.94
Coffee	Amanda Honda	\$1,271,964.12	\$17,476.37
Coffee	Amelia Fields	\$362,576.74	\$7,318.40
Coffee	Angelen Carter	\$204,331.04	(\$389.08)
Coffee	Bima Malek	\$123,696.27	\$3.35
Coffee	Brad Taylor	\$2,469,632.53	\$2,929.65
Coffee	Brenda Gibson	\$1,007,899.60	\$77.56
Coffee	Brenda Kegler	\$128,492.84	\$375.96
Coffee	Carolyn Halmon	\$75,556.58	\$619.92
Coffee	Cart Lynch	\$115,754.73	\$1,952.42
Coffee	Cary Frank	\$702,568.26	\$3,091.16

Product Sub Group	Sales Rep	Budget \$	Sales \$
Coffee	Craig Amundson	\$2,480,740.61	\$1,669.65
Coffee	David Howard	\$1,744,735.45	\$6,723.42
Coffee	David Laychak	\$1,213,804.05	\$574.30
Coffee	Deborah Halmon	\$943,294.86	\$552.76
Coffee	Dennis Fisher	\$153,525.23	(\$238.62)
Coffee	Dennis Johnson	\$465,419.20	\$468.67
Coffee	Don Simmons	\$274,864.69	\$1,677.89
Coffee	Donna Brown	\$1,326,419.00	\$2,129.23
Coffee	Edward Laychak	\$434,971.74	\$1,010.25
Coffee	Edward Smith	\$25,688.49	\$3.89
Coffee	Janice Scott	\$729,008.20	\$841.19
Coffee	Jimmie Holley	\$27,126.78	\$0.00
Coffee	John Davis	\$253,781.21	\$433.08
Coffee	John Greg	\$826,233.30	\$2,652.96
Coffee	Jose Bowen	\$839,097.06	\$1,562.31
Coffee	Judy Rowlett	\$349,586.75	\$93.23
Coffee	Judy Thurman	\$11,435,717.72	\$3,202,119.49
Coffee	Karen Clinton	\$379,232.04	\$2,100.56
Coffee	Karl Anderson	\$1,260,392.22	\$7,857.81
Coffee	Kathy Clinton	\$987,024.30	\$105.82
Coffee	Ken Roberts	\$271,649.75	\$1,723.41
Coffee	Lisa Taylor	\$41,281.41	\$0.53
Coffee	Marian White	\$293,024.67	\$143.70
Coffee	Martha Richard	\$98,624.87	\$524.33
Coffee	Max Blagburn	\$255,673.50	\$69.85

Product Sub Group	Sales Rep	Budget \$	Sales \$
Coffee	Michael Stephens	\$339,469.01	\$692.32
Coffee	Micheal Williams	\$621,760.31	\$1,565.88
Coffee	Molly McKenzie	\$407,006.17	\$31.40
Coffee	Odessa Morris	\$476,647.35	\$3,773.48
Coffee	Patricia Taylor	\$12,730.22	\$26.17
Coffee	Peggie Hurt	\$294,915.80	\$384.10
Coffee	Robert Kim	\$246,086.04	\$125.08
Coffee	Ronald Golinski	\$527,958.57	\$401.00
Coffee	Ronald Milam	\$885,958.95	\$1,800.07
Coffee	Ruth Sakas	\$357,022.34	\$1,123.06
Coffee	Samantha Allen	\$681,861.50	\$55.44
Coffee	Sandra Barone	\$213,508.81	\$2,187.49
Coffee	Sandra Howard	\$41,127.25	\$292.48
Coffee	Scott Powell	\$862,033.07	\$946.14
Coffee	Sharon Carver	\$487,201.31	\$1,729.53
Coffee	Sheila Hein	\$367,796.97	\$276.15
Coffee	Stephanie Reagan	\$120,204.88	\$17.34
Coffee	Stewart Wind	\$240,478.56	\$351.48
Coffee	TAGnology	\$5,002,431.28	\$4,858.40
Coffee	Ted Moy	\$273,228.46	\$525.06
Coffee	Teresa Lynch	\$62,247.33	\$55.42
Coffee	Viginia Mountain	\$23,637.01	\$189.42
Coffee	William Fisher	\$80,500.14	\$246.98
Flavored Drinks	Amalia Craig	\$1,002,586.44	\$6,277.83
Flavored Drinks	Amanda Honda	\$1,271,964.12	\$30,548.81

Product Sub Group	Sales Rep	Budget \$	Sales \$
Flavored Drinks	Amelia Fields	\$277,334.42	\$839.24
Flavored Drinks	Angelen Carter	\$302,805.82	\$1,741.66
Flavored Drinks	Bima Malek	\$391,477.29	\$5,689.84
Flavored Drinks	Brad Taylor	\$2,455,116.13	\$68,403.68
Flavored Drinks	Brenda Gibson	\$555,365.06	\$0.00
Flavored Drinks	Brenda Kegler	\$394,946.43	\$1,985.85
Flavored Drinks	Carolyn Halmon	\$11,486.37	\$1,042.36
Flavored Drinks	Cart Lynch	\$232,434.05	\$4,361.54
Flavored Drinks	Cary Frank	\$664,003.27	\$7,080.84
Flavored Drinks	Craig Amundson	\$1,760,081.16	\$3,063.01
Flavored Drinks	Craig Lary	\$201,172.22	\$706.93
Flavored Drinks	David Howard	\$880,776.55	\$18,363.88
Flavored Drinks	David Laychak	\$834,558.37	\$32,178.05
Flavored Drinks	Deborah Halmon	\$722,140.12	\$1,637.71
Flavored Drinks	Dennis Fisher	\$153,525.23	\$3,227.36
Flavored Drinks	Dennis Johnson	\$465,419.20	\$4,557.74
Flavored Drinks	Don Simmons	\$200,237.37	\$2,777.51
Flavored Drinks	Donna Brown	\$1,326,419.00	\$10,144.85
Flavored Drinks	Edward Laychak	\$484,920.69	\$5,472.72
Flavored Drinks	Edward Smith	\$80,786.71	\$0.00
Flavored Drinks	Janice Scott	\$758,277.42	\$5,049.46
Flavored Drinks	John Davis	\$287,106.06	\$11,350.43
Flavored Drinks	John Greg	\$1,231,733.58	\$17,998.62
Flavored Drinks	Jose Bowen	\$822,603.66	\$2,500.19
Flavored Drinks	Judy Rowlett	\$1,322,918.22	\$78,505.99

Product Sub Group	Sales Rep	Budget \$	Sales \$
Flavored Drinks	Judy Thurman	\$11,435,717.72	\$0.00
Flavored Drinks	Karen Clinton	\$357,738.44	\$4,956.67
Flavored Drinks	Karl Anderson	\$799,041.18	\$7,010.03
Flavored Drinks	Kathy Clinton	\$1,083,895.01	\$6,055.84
Flavored Drinks	Ken Roberts	\$279,777.25	\$27,003.26
Flavored Drinks	Lisa Taylor	\$41,281.41	\$1,635.02
Flavored Drinks	Martha Richard	\$79,435.72	\$0.00
Flavored Drinks	Max Blagburn	\$1,407,075.43	\$162,439.17
Flavored Drinks	Michael Stephens	\$239,232.14	\$23,401.22
Flavored Drinks	Micheal Williams	\$408,508.12	\$33,353.98
Flavored Drinks	Molly McKenzie	\$318,890.78	\$45,869.10
Flavored Drinks	Odessa Morris	\$535,911.30	\$5,236.08
Flavored Drinks	Patricia Taylor	\$86,533.33	\$2,258.26
Flavored Drinks	Peggie Hurt	\$294,915.80	\$1,946.03
Flavored Drinks	Robert Kim	\$276,652.68	\$70,067.31
Flavored Drinks	Ronald Golinski	\$583,453.54	\$117.27
Flavored Drinks	Ronald Milam	\$693,630.37	\$10,115.43
Flavored Drinks	Ruth Sakas	\$494,611.68	\$3,071.48
Flavored Drinks	Samantha Allen	\$681,861.50	\$492.01
Flavored Drinks	Sandra Howard	\$561,914.06	\$235,461.96
Flavored Drinks	Scott Powell	\$2,119,231.40	\$5,233.19
Flavored Drinks	Sharon Carver	\$1,740,492.03	\$2,347.26
Flavored Drinks	Sheila Hein	\$212,631.91	\$235.11
Flavored Drinks	Stephanie Reagan	\$160,367.37	\$17.79
Flavored Drinks	Stewart Wind	\$187,940.72	\$26,625.64

Product Sub Group	Sales Rep	Budget \$	Sales \$
Flavored Drinks	TAGnology	\$5,071,914.15	\$311,144.11
Flavored Drinks	Ted Moy	\$41,986.61	\$0.00
Flavored Drinks	Teresa Lynch	\$48,527.87	\$7.10
Flavored Drinks	William Fisher	\$60,389.60	\$1,855.27
Juice	Amalia Craig	\$1,010,490.37	\$2,657.17
Juice	Amanda Honda	\$1,320,963.26	\$18,752.33
Juice	Amelia Fields	\$253,153.16	\$1,367.05
Juice	Angelen Carter	\$204,331.04	\$5,156.67
Juice	Bima Malek	\$404,908.88	\$5,231.36
Juice	Brad Taylor	\$2,468,422.50	\$9,691.42
Juice	Brenda Gibson	\$2,787,976.86	\$651.03
Juice	Brenda Kegler	\$128,492.84	\$3,298.75
Juice	Carolyn Halmon	\$110,673.73	\$2,141.13
Juice	Cart Lynch	\$165,700.18	\$2,851.26
Juice	Cary Frank	\$646,215.21	\$7,429.06
Juice	Cheryle Sincock	\$31,102.64	\$0.00
Juice	Craig Amundson	\$2,253,107.53	\$10,319.68
Juice	Craig Lary	\$39,382.30	\$404.76
Juice	David Howard	\$880,776.55	\$7,903.60
Juice	David Laychak	\$856,872.00	\$6,592.95
Juice	Deborah Halmon	\$816,307.66	\$35,912.28
Juice	Dennis Fisher	\$153,525.23	\$1,701.25
Juice	Dennis Johnson	\$1,031,986.43	\$352.92
Juice	Don Simmons	\$154,421.41	\$2,870.84
Juice	Donna Brown	\$1,326,419.00	\$13,374.52

Product Sub Group	Sales Rep	Budget \$	Sales \$
Juice	Edward Laychak	\$459,437.41	\$1,453.05
Juice	Edward Smith	\$21,388.89	\$109.19
Juice	Janice Scott	\$777,791.98	\$4,911.42
Juice	Jimmie Holley	\$27,126.78	\$987.84
Juice	John Davis	\$148,467.83	\$760.72
Juice	John Greg	\$1,391,581.09	\$45,975.69
Juice	Jose Bowen	\$767,716.72	\$6,509.90
Juice	Judy Rowlett	\$505,205.46	\$8,661.26
Juice	Judy Thurman	\$11,538,540.53	\$2,125.65
Juice	Karen Clinton	\$255,664.81	\$118,537.05
Juice	Karl Anderson	\$1,293,786.32	\$22,616.85
Juice	Kathy Clinton	\$1,112,044.71	\$8,900.45
Juice	Ken Roberts	\$271,649.75	\$1,484.80
Juice	Kim Williams	\$42,176.61	\$0.00
Juice	Marian White	\$2,008,825.60	\$17.92
Juice	Martha Richard	\$127,731.43	\$2,866.46
Juice	Max Blagburn	\$1,509,149.06	\$360,397.40
Juice	Michael Stephens	\$339,469.01	\$4,018.79
Juice	Micheal Williams	\$422,479.20	\$4,426.44
Juice	Molly McKenzie	\$318,890.78	\$419.84
Juice	Odessa Morris	\$500,581.74	\$14,718.97
Juice	Patricia Taylor	\$0.00	\$17.24
Juice	Peggie Hurt	\$294,915.80	\$6.04
Juice	Robert Kim	\$240,181.60	\$23.95
Juice	Ronald Golinski	\$634,528.62	\$91.16

Product Sub Group	Sales Rep	Budget \$	Sales \$
Juice	Ronald Milam	\$902,078.14	\$9,339.76
Juice	Ruth Sakas	\$307,876.52	\$738.83
Juice	Samantha Allen	\$853,729.65	\$3,035.63
Juice	Sandra Barone	\$172,849.06	\$1,540.13
Juice	Sandra Howard	\$391,504.92	\$13,318.75
Juice	Scott Powell	\$1,795,460.22	\$964.21
Juice	Sharon Carver	\$1,647,919.20	\$13,884.15
Juice	Sheila Hein	\$1,052,616.14	\$18,973.70
Juice	Stephanie Reagan	\$147,563.33	\$1,479.94
Juice	Stewart Wind	\$231,793.12	\$1,055.81
Juice	TAGnology	\$5,032,510.56	\$29,128.88
Juice	Ted Moy	\$528,893.27	\$2,056.88
Juice	Teresa Lynch	\$194,764.89	\$7,131.45
Juice	William Fisher	\$80,500.14	\$6,202.61
Soda	Amalia Craig	\$943,974.73	\$4,307.96
Soda	Amanda Honda	\$1,343,107.70	\$8,176.69
Soda	Amelia Fields	\$400,700.32	\$68,206.61
Soda	Angelen Carter	\$272,178.86	\$1,225.03
Soda	Bima Malek	\$390,756.74	\$1,853.13
Soda	Brad Taylor	\$2,468,422.50	\$27,178.41
Soda	Brenda Gibson	\$2,758,293.75	(\$8.71)
Soda	Brenda Kegler	\$215,648.92	\$6,582.93
Soda	Carolyn Halmon	\$70,957.51	\$90.15
Soda	Cart Lynch	\$165,700.18	\$3,047.25
Soda	Cary Frank	\$664,003.27	\$9,824.07

Product Sub Group	Sales Rep	Budget \$	Sales \$
Soda	Cheryle Sincock	\$31,102.64	\$0.00
Soda	Craig Amundson	\$2,253,107.53	\$5,397.43
Soda	Craig Lary	\$99,771.90	\$224.29
Soda	David Howard	\$880,776.55	\$7,425.86
Soda	David Laychak	\$1,179,600.87	\$21,258.40
Soda	Deborah Halmon	\$841,442.98	\$159,776.90
Soda	Dennis Fisher	\$177,170.96	\$230.34
Soda	Dennis Johnson	\$577,506.96	\$2,161.88
Soda	Don Simmons	\$274,864.69	\$9,163.46
Soda	Donna Brown	\$1,326,419.00	\$3,866.27
Soda	Edward Laychak	\$423,213.54	\$1,501.44
Soda	Edward Smith	\$35,223.65	\$129.96
Soda	Janice Scott	\$758,277.42	\$1,237.69
Soda	Jimmie Holley	\$286,339.75	\$141.20
Soda	John Davis	\$256,867.09	\$1,289.21
Soda	John Greg	\$799,257.25	\$359,157.04
Soda	Jose Bowen	\$833,772.68	\$3,032.44
Soda	Judy Rowlett	\$505,205.46	\$114,481.76
Soda	Judy Thurman	\$11,468,482.46	\$81,735.82
Soda	Karen Clinton	\$455,085.65	\$69,953.23
Soda	Karl Anderson	\$897,042.94	\$4,012.93
Soda	Kathy Clinton	\$1,110,720.57	\$38,559.33
Soda	Ken Roberts	\$279,777.25	\$4,417.99
Soda	Kim Williams	\$42,176.61	\$0.00
Soda	Lee Chin	\$28,715.71	\$0.00

Product Sub Group	Sales Rep	Budget \$	Sales \$
Soda	Marian White	\$1,716,564.26	\$4.65
Soda	Martha Richard	\$983,801.21	\$5,662.86
Soda	Max Blagburn	\$1,567,838.16	\$40,821.69
Soda	Michael Stephens	\$339,469.01	\$5,218.69
Soda	Micheal Williams	\$621,760.31	\$7,123.26
Soda	Molly McKenzie	\$354,479.77	\$56,834.51
Soda	Odessa Morris	\$460,697.08	\$5,851.95
Soda	Patricia Taylor	\$55,494.97	\$1,820.02
Soda	Peggie Hurt	\$294,915.80	\$175.76
Soda	Robert Kim	\$240,181.60	\$11,012.63
Soda	Ronald Golinski	\$631,738.71	(\$770.08)
Soda	Ronald Milam	\$1,040,511.75	(\$1,527.47)
Soda	Ruth Sakas	\$463,573.32	\$1,353.87
Soda	Samantha Allen	\$681,861.50	\$730.80
Soda	Sandra Barone	\$85,387.47	\$350.36
Soda	Sandra Howard	\$423,269.10	\$4,342.88
Soda	Scott Powell	\$576,960.17	\$445.55
Soda	Sharon Carver	\$1,774,220.91	\$11,581.83
Soda	Sheila Hein	\$367,796.97	\$11,991.46
Soda	Stephanie Reagan	\$120,204.88	\$93.84
Soda	Stewart Wind	\$234,743.93	\$9,841.64
Soda	TAGnology	\$5,060,763.62	\$36,008.09
Soda	Ted Moy	\$487,797.11	\$106.84
Soda	Teresa Lynch	\$180,209.81	\$118.83
Soda	Viginia Mountain	\$17,593.86	\$3.40

Product Sub Group	Sales Rep	Budget \$	Sales \$
Soda	William Fisher	\$120,292.38	\$32,822.88

Sales Vs Budget By Product Group : Breakfast Foods

Product Sub Group	Sales Rep	Budget \$	Sales \$
Cereal	Amalia Craig	\$1,349,960.62	\$144,367.41
Cereal	Amanda Honda	\$1,302,855.80	\$7,729.21
Cereal	Amelia Fields	\$371,258.93	\$2,958.42
Cereal	Angelen Carter	\$273,503.00	\$2,851.27
Cereal	Bima Malek	\$390,756.74	\$6,082.36
Cereal	Brad Taylor	\$2,471,243.83	\$13,507.60
Cereal	Brenda Gibson	\$2,232,611.80	\$2,211.76
Cereal	Brenda Kegler	\$137,467.76	\$59.62
Cereal	Carolyn Halmon	\$61,585.50	\$150.99
Cereal	Cart Lynch	\$182,488.60	\$12,028.93
Cereal	Cary Frank	\$686,197.96	\$2,946.70
Cereal	Craig Amundson	\$2,020,937.42	\$7,693.72
Cereal	Craig Lary	\$39,382.30	\$226.35
Cereal	David Howard	\$1,833,252.05	\$11,043.81
Cereal	David Laychak	\$1,297,057.22	\$3,490.47
Cereal	Deborah Halmon	\$857,717.52	\$6,151.27
Cereal	Dennis Fisher	\$257,226.62	\$19.63
Cereal	Dennis Johnson	\$1,144,074.19	\$2,388.59
Cereal	Don Simmons	\$154,448.13	\$2,318.11
Cereal	Donna Brown	\$1,326,419.00	\$4,663.55
Cereal	Edward Laychak	\$459,437.41	\$1,650.43
Cereal	Edward Smith	\$6,978.90	\$0.00

Product Sub Group	Sales Rep	Budget \$	Sales \$
Cereal	Janice Scott	\$834,643.67	\$4,454.20
Cereal	Jimmie Holley	\$27,126.78	\$263.04
Cereal	John Davis	\$132,517.56	\$0.00
Cereal	John Greg	\$2,580,543.33	\$41,301.81
Cereal	Jose Bowen	\$820,547.17	\$2,705.61
Cereal	Judy Rowlett	\$505,205.46	\$1,706.12
Cereal	Judy Thurman	\$11,523,369.65	\$640,196.89
Cereal	Karen Clinton	\$548,687.07	\$1,014.22
Cereal	Karl Anderson	\$1,254,149.76	\$4,326.53
Cereal	Kathy Clinton	\$987,024.30	\$507.55
Cereal	Ken Roberts	\$263,776.97	\$2,697.85
Cereal	Kim Williams	\$42,176.61	\$0.00
Cereal	Lee Chin	\$28,715.71	\$0.00
Cereal	Lisa Taylor	\$0.00	\$0.00
Cereal	Marian White	\$1,663,115.79	\$6.69
Cereal	Martha Richard	\$79,435.72	\$7.49
Cereal	Max Blagburn	\$1,497,370.48	(\$853.22)
Cereal	Michael Stephens	\$430,344.01	\$841.34
Cereal	Micheal Williams	\$477,013.62	\$4,769.33
Cereal	Molly McKenzie	\$357,962.50	\$1,022.91
Cereal	Odessa Morris	\$484,235.73	\$2,127.26
Cereal	Patricia Taylor	\$68,225.19	\$2,593.90
Cereal	Peggie Hurt	\$294,915.80	\$330.20
Cereal	Robert Kim	\$240,181.60	\$203.78
Cereal	Ronald Golinski	\$540,298.49	(\$207.31)

Product Sub Group	Sales Rep	Budget \$	Sales \$
Cereal	Ronald Milam	\$909,889.33	\$8,486.74
Cereal	Ruth Sakas	\$357,022.34	\$1,148.70
Cereal	Samantha Allen	\$856,459.46	\$1,525.58
Cereal	Sandra Barone	\$84,484.11	\$183.90
Cereal	Sandra Howard	\$1,509,974.61	\$362.48
Cereal	Scott Powell	\$862,063.50	\$1,055.70
Cereal	Sharon Carver	\$1,650,768.38	\$2,613.36
Cereal	Sheila Hein	\$3,268,415.52	\$13,384.74
Cereal	Stephanie Reagan	\$101,218.12	\$0.00
Cereal	Stewart Wind	\$205,581.55	\$655.60
Cereal	TAGnology	\$5,002,431.28	\$5,722.15
Cereal	Ted Moy	\$78,858.51	\$0.00
Cereal	Teresa Lynch	\$187,785.99	\$3,149.33
Cereal	Viginia Mountain	\$17,593.86	\$554.60
Cereal	William Fisher	\$98,147.94	\$101.77

Sales Vs Budget By Product Group : Canned Foods

Product Sub Group	Sales Rep	Budget \$	Sales \$
Anchovies	Amalia Craig	\$340,428.57	\$19.35
Anchovies	Amanda Honda	\$1,268,117.57	\$16,646.34
Anchovies	Amelia Fields	\$121,105.07	\$51.29
Anchovies	Angelen Carter	\$204,331.04	\$1,368.72
Anchovies	Bima Malek	\$267,060.47	\$611.80
Anchovies	Brad Taylor	\$2,436,735.86	\$1,029.24
Anchovies	Cart Lynch	\$57,032.28	\$8.89
Anchovies	Cary Frank	\$496,521.77	\$152.09
Anchovies	Cheryle Sincock	\$2,909.04	\$88.10
Anchovies	Craig Amundson	\$1,863,665.60	\$723.89
Anchovies	David Howard	\$1,126,154.05	\$944.80
Anchovies	David Laychak	\$436,367.77	\$1,376.88
Anchovies	Dennis Fisher	\$113,943.61	\$1,368.72
Anchovies	Dennis Johnson	\$465,419.20	\$522.75
Anchovies	Don Simmons	\$19,104.81	\$602.56
Anchovies	Donna Brown	\$1,192,793.64	\$1,186.08
Anchovies	Edward Laychak	\$502,428.21	\$281.13
Anchovies	Janice Scott	\$227,565.52	\$10.86
Anchovies	John Davis	\$15,950.27	\$0.00
Anchovies	John Greg	\$371,104.85	\$657.16
Anchovies	Jose Bowen	\$750,835.89	\$449.49
Anchovies	Judy Rowlett	\$322,963.31	\$1,198.35

Product Sub Group	Sales Rep	Budget \$	Sales \$
Anchovies	Karen Clinton	\$255,664.81	\$167.18
Anchovies	Karl Anderson	\$481,636.83	\$3.23
Anchovies	Ken Roberts	\$64,373.18	\$304.15
Anchovies	Lee Chin	\$28,715.71	\$0.00
Anchovies	Marian White	\$1,478,692.24	\$6.35
Anchovies	Martha Richard	\$79,435.72	\$0.00
Anchovies	Max Blagburn	\$1,241,696.98	\$126,323.12
Anchovies	Michael Stephens	\$151,475.31	\$0.00
Anchovies	Odessa Morris	\$194,970.76	\$918.85
Anchovies	Patricia Taylor	\$10,524.45	\$0.00
Anchovies	Peggie Hurt	\$139,478.79	(\$6,028.65)
Anchovies	Robert Kim	\$24,510.60	\$5.27
Anchovies	Ronald Golinski	\$103,780.14	\$0.00
Anchovies	Ronald Milam	\$304,473.33	\$1,676.90
Anchovies	Ruth Sakas	\$8,127.50	\$55.17
Anchovies	Sandra Howard	\$170,605.46	\$0.00
Anchovies	Scott Powell	\$576,960.17	\$8.00
Anchovies	Sharon Carver	\$193,674.18	\$240.13
Anchovies	TAGnology	\$3,234,271.08	\$3,058.97
Anchovies	Teresa Lynch	\$44,576.55	\$7.10
Canned Vegetables	Amalia Craig	\$1,360,241.10	\$14,786.34
Canned Vegetables	Amanda Honda	\$6,932,144.75	\$169,296.02
Canned Vegetables	Amelia Fields	\$409,382.51	\$9,949.63
Canned Vegetables	Angelen Carter	\$272,178.86	\$17,453.28
Canned Vegetables	Bima Malek	\$588,774.50	\$7,644.85

Product Sub Group	Sales Rep	Budget \$	Sales \$
Canned Vegetables	Brad Taylor	\$2,486,661.87	\$44,999.79
Canned Vegetables	Brenda Gibson	\$2,232,611.80	\$2,975.30
Canned Vegetables	Brenda Kegler	\$400,327.16	\$1,200.64
Canned Vegetables	Carolyn Halmon	\$110,673.73	\$3,276.87
Canned Vegetables	Cart Lynch	\$351,481.43	\$657.10
Canned Vegetables	Cary Frank	\$687,536.92	\$31,062.28
Canned Vegetables	Cheryle Sincock	\$34,011.68	\$735.86
Canned Vegetables	Craig Amundson	\$2,500,666.48	\$31,416.14
Canned Vegetables	Craig Lary	\$273,320.02	\$876.17
Canned Vegetables	David Howard	\$1,744,358.72	\$25,627.58
Canned Vegetables	David Laychak	\$1,267,646.15	\$32,401.73
Canned Vegetables	Deborah Halmon	\$970,045.86	\$93,038.04
Canned Vegetables	Dennis Fisher	\$153,525.23	\$4,710.62
Canned Vegetables	Dennis Johnson	\$1,202,721.00	\$21,410.62
Canned Vegetables	Don Simmons	\$305,491.65	\$4,925.24
Canned Vegetables	Donna Brown	\$1,326,419.00	\$23,927.14
Canned Vegetables	Edward Laychak	\$536,732.99	\$11,940.79
Canned Vegetables	Edward Smith	\$41,298.67	\$309.56
Canned Vegetables	Janice Scott	\$758,277.42	\$16,414.71
Canned Vegetables	Jimmie Holley	\$27,126.78	\$933.06
Canned Vegetables	John Davis	\$1,452,377.46	\$11,387.65
Canned Vegetables	John Greg	\$955,877.79	\$9,262.04
Canned Vegetables	Jose Bowen	\$913,065.87	\$20,150.80
Canned Vegetables	Judy Rowlett	\$531,828.90	\$6,671.21
Canned Vegetables	Judy Thurman	\$11,556,134.39	\$2,344.51

Product Sub Group	Sales Rep	Budget \$	Sales \$
Canned Vegetables	Karen Clinton	\$521,810.65	\$11,655.12
Canned Vegetables	Karl Anderson	\$1,260,812.41	\$23,278.29
Canned Vegetables	Kathy Clinton	\$1,538,208.31	\$6,715.28
Canned Vegetables	Ken Roberts	\$279,777.25	\$6,637.98
Canned Vegetables	Kim Williams	\$38,135.77	\$98.20
Canned Vegetables	Lee Chin	\$123,567.23	\$59.08
Canned Vegetables	Marian White	\$1,851,116.21	\$1,365.15
Canned Vegetables	Martha Richard	\$118,900.46	\$5,215.54
Canned Vegetables	Max Blagburn	\$379,039.40	\$3,330.62
Canned Vegetables	Michael Stephens	\$339,469.01	\$6,877.79
Canned Vegetables	Micheal Williams	\$645,087.64	\$6,565.32
Canned Vegetables	Molly McKenzie	\$690,307.96	\$2,892.05
Canned Vegetables	Odessa Morris	\$562,931.09	\$48,965.93
Canned Vegetables	Patricia Taylor	\$143,763.88	\$20,117.56
Canned Vegetables	Peggie Hurt	\$625,194.02	\$43,512.17
Canned Vegetables	Robert Kim	\$240,181.60	\$3,239.80
Canned Vegetables	Ronald Golinski	\$583,453.54	(\$459.51)
Canned Vegetables	Ronald Milam	\$867,795.32	\$9,612.64
Canned Vegetables	Ruth Sakas	\$202,274.31	\$1,897.81
Canned Vegetables	Samantha Allen	\$681,861.50	\$655.41
Canned Vegetables	Sandra Barone	\$173,752.42	\$1,323.05
Canned Vegetables	Sandra Howard	\$347,888.00	\$3,406.12
Canned Vegetables	Scott Powell	\$2,128,193.83	\$52,376.51
Canned Vegetables	Sharon Carver	\$1,777,594.34	\$2,565.64
Canned Vegetables	Sheila Hein	\$1,070,761.66	\$7,844.64

Product Sub Group	Sales Rep	Budget \$	Sales \$
Canned Vegetables	Stephanie Reagan	\$206,712.58	(\$533.43)
Canned Vegetables	Stewart Wind	\$528,366.37	\$26,479.70
Canned Vegetables	TAGnology	\$5,032,510.56	\$95,221.53
Canned Vegetables	Ted Moy	\$452,441.86	\$934.31
Canned Vegetables	Teresa Lynch	\$198,716.21	\$2,639.97
Canned Vegetables	Viginia Mountain	\$17,593.86	\$52.44
Canned Vegetables	William Fisher	\$120,292.38	\$1,042.60
Clams	Amalia Craig	\$1,068,325.02	\$687.34
Clams	Amanda Honda	\$1,320,963.26	\$2,895.05
Clams	Amelia Fields	\$282,594.55	\$1,008.51
Clams	Angelen Carter	\$218,336.76	\$251.83
Clams	Bima Malek	\$267,060.47	\$354.08
Clams	Brad Taylor	\$2,675,344.82	\$3,114.57
Clams	Brenda Gibson	\$176,727.73	\$79.14
Clams	Carolyn Halmon	\$54,565.09	\$460.92
Clams	Cary Frank	\$664,003.27	\$1,487.89
Clams	Craig Amundson	\$1,922,832.58	\$1,228.82
Clams	Craig Lary	\$190,716.78	\$552.74
Clams	David Howard	\$880,776.55	\$707.68
Clams	David Laychak	\$436,367.77	\$118.65
Clams	Dennis Fisher	\$39,581.62	\$119.88
Clams	Dennis Johnson	\$508,895.13	\$1,093.22
Clams	Don Simmons	\$154,421.41	\$1,432.92
Clams	Donna Brown	\$1,192,793.64	(\$117.94)
Clams	Edward Laychak	\$423,213.54	\$446.02

Product Sub Group	Sales Rep	Budget \$	Sales \$
Clams	Janice Scott	\$758,277.42	\$996.42
Clams	Jimmie Holley	\$27,126.78	\$0.00
Clams	John Greg	\$236,438.05	\$1,226.38
Clams	Jose Bowen	\$822,603.66	\$604.29
Clams	Judy Rowlett	\$322,963.31	\$353.83
Clams	Judy Thurman	\$32,764.74	\$248.30
Clams	Karen Clinton	\$131,845.77	\$372.45
Clams	Karl Anderson	\$481,636.83	\$2,465.24
Clams	Kathy Clinton	\$339,113.13	\$366.96
Clams	Ken Roberts	\$80,484.33	\$18.30
Clams	Lee Chin	\$197,963.91	\$124.15
Clams	Marian White	\$763.33	\$230.66
Clams	Martha Richard	\$98,624.87	\$303.30
Clams	Max Blagburn	\$276,965.77	\$463.60
Clams	Michael Stephens	\$60,600.31	\$0.00
Clams	Micheal Williams	\$223,308.74	\$357.54
Clams	Odessa Morris	\$202,559.14	\$1,201.78
Clams	Peggie Hurt	\$294,915.80	\$237.28
Clams	Ronald Golinski	\$117,751.22	\$290.78
Clams	Ronald Milam	\$133,470.13	\$0.00
Clams	Ruth Sakas	\$171,235.95	\$0.00
Clams	Sandra Barone	\$87,651.93	\$174.98
Clams	Sandra Howard	\$207,179.86	\$0.00
Clams	Scott Powell	\$2,075,755.47	\$8,142.78
Clams	Sharon Carver	\$511,944.32	\$2,014.59

Product Sub Group	Sales Rep	Budget \$	Sales \$
Clams	Sheila Hein	\$350,086.87	\$357.67
Clams	Stewart Wind	\$266,690.13	\$1,516.43
Clams	TAGnology	\$5,072,541.65	\$4,713.35
Clams	Ted Moy	\$41,986.61	\$0.00
Clams	Teresa Lynch	\$177,094.11	\$365.04
Oysters	Amalia Craig	\$1,059,269.46	\$2,684.15
Oysters	Amanda Honda	\$1,302,855.80	\$6,688.50
Oysters	Amelia Fields	\$400,700.32	\$12,687.49
Oysters	Angelen Carter	\$204,331.04	\$91.14
Oysters	Bima Malek	\$267,060.47	\$1,937.95
Oysters	Brad Taylor	\$2,468,422.50	\$4,237.46
Oysters	Brenda Gibson	\$1,041,628.48	\$494.28
Oysters	Brenda Kegler	\$123,515.15	\$1,453.84
Oysters	Carolyn Halmon	\$106,207.77	\$687.33
Oysters	Cart Lynch	\$106,977.73	\$183.63
Oysters	Cary Frank	\$717,089.64	\$6,917.97
Oysters	Cheryle Sincock	\$31,102.64	\$153.37
Oysters	Craig Amundson	\$2,253,107.53	\$10,974.46
Oysters	Craig Lary	\$39,382.30	\$420.33
Oysters	David Howard	\$958,957.71	\$3,220.05
Oysters	David Laychak	\$1,213,804.05	\$1,873.21
Oysters	Deborah Halmon	\$566,567.23	\$486.63
Oysters	Dennis Fisher	\$153,525.23	\$1,991.80
Oysters	Dennis Johnson	\$1,268,336.83	\$4,497.28
Oysters	Don Simmons	\$154,448.13	\$1,016.31

Product Sub Group	Sales Rep	Budget \$	Sales \$
Oysters	Donna Brown	\$1,326,696.85	\$11,825.44
Oysters	Edward Laychak	\$521,617.36	\$3,556.76
Oysters	Edward Smith	\$14,805.21	\$111.56
Oysters	Janice Scott	\$796,401.00	\$6,983.22
Oysters	Jimmie Holley	\$27,126.78	\$167.64
Oysters	John Davis	\$256,867.09	\$512.33
Oysters	John Greg	\$691,566.50	\$3,063.51
Oysters	Jose Bowen	\$250,191.45	\$1,576.60
Oysters	Judy Rowlett	\$322,963.31	(\$259.80)
Oysters	Judy Thurman	\$87,651.93	\$262.44
Oysters	Karen Clinton	\$199,420.84	\$966.29
Oysters	Karl Anderson	\$805,283.64	\$5,827.01
Oysters	Kathy Clinton	\$431,685.96	\$377.08
Oysters	Ken Roberts	\$207,276.57	\$484.30
Oysters	Kim Williams	\$8,344.12	\$1,213.50
Oysters	Lee Chin	\$229,066.55	\$341.41
Oysters	Lisa Taylor	\$41,281.41	\$43.16
Oysters	Marian White	\$1,501,518.39	\$910.03
Oysters	Martha Richard	\$118,900.46	\$1,483.25
Oysters	Max Blagburn	\$288,744.35	\$371.45
Oysters	Michael Stephens	\$191,111.87	\$1,951.18
Oysters	Micheal Williams	\$223,308.74	\$6,071.96
Oysters	Odessa Morris	\$468,285.46	\$5,290.07
Oysters	Patricia Taylor	\$54,905.79	\$69.02
Oysters	Peggie Hurt	\$294,915.80	\$0.00

Product Sub Group	Sales Rep	Budget \$	Sales \$
Oysters	Robert Kim	\$246,086.04	\$524.23
Oysters	Ronald Golinski	\$130,968.17	\$1,009.39
Oysters	Ronald Milam	\$353,716.65	\$1,127.78
Oysters	Ruth Sakas	\$494,611.68	\$6,719.52
Oysters	Sandra Barone	\$172,136.04	\$568.45
Oysters	Scott Powell	\$862,033.07	\$1,261.87
Oysters	Sharon Carver	\$514,187.16	\$6,623.82
Oysters	Sheila Hein	\$366,789.96	\$6,219.63
Oysters	Stephanie Reagan	\$160,367.37	(\$133.90)
Oysters	Stewart Wind	\$177,789.33	\$1,093.35
Oysters	TAGnology	\$5,032,510.56	\$15,279.69
Oysters	Ted Moy	\$159,905.15	\$33.47
Oysters	Teresa Lynch	\$181,045.43	\$1,579.12
Sardines	Amalia Craig	\$686,577.83	\$98,677.38
Sardines	Amanda Honda	\$1,290,071.58	\$146,979.65
Sardines	Amelia Fields	\$291,276.74	\$87,057.78
Sardines	Angelen Carter	\$204,300.61	\$3,770.68
Sardines	Bima Malek	\$458,763.20	\$41,628.95
Sardines	Brad Taylor	\$2,391,503.41	\$216,204.60
Sardines	Brenda Gibson	\$180,773.50	\$8,907.44
Sardines	Brenda Kegler	\$413,597.00	\$25,821.29
Sardines	Carolyn Halmon	\$61,585.50	\$18,943.86
Sardines	Cary Frank	\$699,441.84	\$62,409.28
Sardines	Craig Amundson	\$2,260,007.22	\$71,486.54
Sardines	Craig Lary	\$39,382.30	\$1,702.24

Product Sub Group	Sales Rep	Budget \$	Sales \$
Sardines	David Howard	\$891,111.99	\$28,476.61
Sardines	David Laychak	\$822,668.82	\$238,054.88
Sardines	Deborah Halmon	\$5,238.23	\$9,073.01
Sardines	Dennis Fisher	\$161,701.21	\$38,116.29
Sardines	Dennis Johnson	\$1,268,336.83	\$85,117.54
Sardines	Don Simmons	\$185,048.37	\$70,131.31
Sardines	Donna Brown	\$1,326,419.00	\$142,793.21
Sardines	Edward Laychak	\$434,971.74	\$40,395.10
Sardines	Edward Smith	\$22,168.75	\$25,799.94
Sardines	Janice Scott	\$758,277.42	\$122,488.26
Sardines	Jimmie Holley	\$286,339.75	\$10,535.68
Sardines	John Davis	\$262,226.77	\$91,038.19
Sardines	John Greg	\$799,257.25	\$90,176.62
Sardines	Jose Bowen	\$842,752.38	\$68,541.06
Sardines	Judy Rowlett	\$322,963.31	\$2,936.82
Sardines	Judy Thurman	\$120,416.67	\$25,126.58
Sardines	Karen Clinton	\$584,035.70	\$9,238.02
Sardines	Karl Anderson	\$805,283.64	\$55,269.85
Sardines	Kathy Clinton	\$54,897.04	\$34,673.57
Sardines	Ken Roberts	\$231,176.90	\$13,258.91
Sardines	Kim Williams	\$80,312.38	\$6,823.83
Sardines	Marian White	\$22,062.82	\$37.47
Sardines	Martha Richard	\$118,900.46	\$26,418.11
Sardines	Max Blagburn	\$1,395,296.85	\$223,894.33
Sardines	Michael Stephens	\$100,236.87	\$3,857.34

Product Sub Group	Sales Rep	Budget \$	Sales \$
Sardines	Micheal Williams	\$391,382.76	\$51,401.26
Sardines	Molly McKenzie	\$318,890.78	\$3,213.12
Sardines	Odessa Morris	\$500,581.74	\$73,995.02
Sardines	Patricia Taylor	\$66,019.42	\$19,742.60
Sardines	Peggie Hurt	\$638,293.35	\$27,425.72
Sardines	Robert Kim	\$24,510.60	\$5,770.73
Sardines	Ronald Golinski	\$658,049.71	\$8,159.62
Sardines	Ronald Milam	\$6,663,118.61	\$105,160.32
Sardines	Ruth Sakas	\$194,572.27	\$40,858.16
Sardines	Sandra Barone	\$173,039.40	\$16,011.95
Sardines	Sandra Howard	\$41,127.25	\$3,347.02
Sardines	Scott Powell	\$871,025.93	\$25,397.36
Sardines	Sharon Carver	\$1,950,672.49	\$80,271.61
Sardines	Sheila Hein	\$366,789.96	\$56,895.67
Sardines	Stephanie Reagan	\$206,712.58	\$24.73
Sardines	Stewart Wind	\$240,478.56	\$13,294.23
Sardines	TAGnology	\$5,033,387.59	\$223,614.33
Sardines	Ted Moy	\$322,059.21	\$7,287.12
Sardines	Teresa Lynch	\$194,764.89	\$9,711.85
Sardines	Viginia Mountain	\$47,673.14	\$4,121.95
Sardines	William Fisher	\$17,647.80	\$14.02
Shrimp	Amalia Craig	\$831,886.97	\$11,002.94
Shrimp	Amanda Honda	\$6,919,360.53	\$30,925.97
Shrimp	Amelia Fields	\$362,576.74	\$7,806.30
Shrimp	Angelen Carter	\$204,331.04	\$16,713.49

Product Sub Group	Sales Rep	Budget \$	Sales \$
Shrimp	Bima Malek	\$390,756.74	\$7,967.16
Shrimp	Brad Taylor	\$2,455,116.13	\$98,815.77
Shrimp	Brenda Gibson	\$852,466.85	\$28,054.32
Shrimp	Brenda Kegler	\$128,492.84	\$16,003.90
Shrimp	Carolyn Halmon	\$99,187.36	\$3,244.38
Shrimp	Cart Lynch	\$33,610.97	\$93,350.30
Shrimp	Cary Frank	\$478,873.97	\$9,393.24
Shrimp	Cheryle Sincock	\$34,011.68	\$69.06
Shrimp	Craig Amundson	\$1,999,150.96	\$17,556.95
Shrimp	Craig Lary	\$245,877.33	\$1,696.93
Shrimp	David Howard	\$880,776.55	\$13,391.00
Shrimp	David Laychak	\$1,259,036.59	\$261,620.14
Shrimp	Deborah Halmon	\$836,204.75	\$5,909.92
Shrimp	Dennis Fisher	\$153,525.23	\$2,848.57
Shrimp	Dennis Johnson	\$465,419.20	\$13,058.46
Shrimp	Don Simmons	\$19,104.81	\$3,555.15
Shrimp	Donna Brown	\$1,303,917.86	\$27,982.10
Shrimp	Edward Laychak	\$423,213.54	\$9,481.53
Shrimp	Edward Smith	\$34,319.77	\$6,761.93
Shrimp	Janice Scott	\$771,325.69	\$43,190.52
Shrimp	Jimmie Holley	\$286,339.75	\$4,874.77
Shrimp	John Davis	\$253,781.21	\$7,536.55
Shrimp	John Greg	\$1,021,496.49	\$56,576.92
Shrimp	Jose Bowen	\$250,191.45	\$21,946.86
Shrimp	Judy Rowlett	\$505,205.46	\$849.69

Product Sub Group	Sales Rep	Budget \$	Sales \$
Shrimp	Judy Thurman	\$87,651.93	\$6,894.81
Shrimp	Karen Clinton	\$31,136.01	\$1,478.66
Shrimp	Karl Anderson	\$1,159,919.63	\$33,920.70
Shrimp	Kathy Clinton	\$921,420.58	\$48,131.27
Shrimp	Ken Roberts	\$225,281.37	\$6,756.54
Shrimp	Kim Williams	\$38,135.77	\$7,466.22
Shrimp	Lee Chin	\$864,900.75	\$475.79
Shrimp	Lisa Taylor	\$801.01	\$4.39
Shrimp	Marian White	\$315,087.49	\$2,946.08
Shrimp	Martha Richard	\$79,435.72	\$1,592.84
Shrimp	Max Blagburn	\$255,673.50	\$6,672.52
Shrimp	Michael Stephens	\$339,469.01	\$20,148.71
Shrimp	Micheal Williams	\$690,265.81	\$111.16
Shrimp	Molly McKenzie	\$318,890.78	\$264,399.66
Shrimp	Odessa Morris	\$581,977.68	\$6,317.51
Shrimp	Patricia Taylor	\$12,730.22	\$686.65
Shrimp	Peggie Hurt	\$307,789.67	\$4,221.74
Shrimp	Robert Kim	\$1,661,871.01	\$2,711.37
Shrimp	Ronald Golinski	\$658,049.71	\$3,581.48
Shrimp	Ronald Milam	\$885,958.95	\$15,892.54
Shrimp	Samantha Allen	\$681,861.50	\$2,198.42
Shrimp	Sandra Barone	\$172,136.04	\$913.39
Shrimp	Scott Powell	\$531,370.46	\$2,375.36
Shrimp	Sharon Carver	\$468,864.54	\$5.93
Shrimp	Sheila Hein	\$350,086.87	\$2,131.34

Product Sub Group	Sales Rep	Budget \$	Sales \$
Shrimp	Stewart Wind	\$240,478.56	\$10,810.43
Shrimp	TAGnology	\$3,204,191.80	\$118,111.74
Shrimp	Ted Moy	\$292,536.71	\$22,703.02
Shrimp	Teresa Lynch	\$181,045.43	\$90.37
Soup	Amalia Craig	\$1,248,153.34	\$9,222.84
Soup	Amanda Honda	\$6,950,252.21	\$39,101.49
Soup	Amelia Fields	\$451,489.35	\$5,023.37
Soup	Angelen Carter	\$272,178.86	\$4,467.47
Soup	Bima Malek	\$588,141.93	\$7,290.27
Soup	Brad Taylor	\$4,052,690.36	\$26,618.05
Soup	Brenda Gibson	\$1,755,142.25	\$2,664.44
Soup	Brenda Kegler	\$536,659.13	\$2,729.49
Soup	Carolyn Halmon	\$70,957.51	\$2,320.34
Soup	Cart Lynch	\$339,944.73	\$5,460.37
Soup	Cary Frank	\$718,428.60	\$17,956.29
Soup	Cheryle Sincock	\$34,011.68	\$25.37
Soup	Craig Amundson	\$2,532,240.09	\$11,530.13
Soup	Craig Lary	\$201,172.22	\$108.41
Soup	David Howard	\$1,174,628.71	\$199,864.77
Soup	David Laychak	\$1,347,081.87	\$7,861.37
Soup	Deborah Halmon	\$970,045.86	\$1,819.61
Soup	Dennis Fisher	\$153,525.23	\$1,633.25
Soup	Dennis Johnson	\$757,258.84	\$19,084.39
Soup	Don Simmons	\$274,864.69	\$6,443.14
Soup	Donna Brown	\$1,340,472.27	\$11,694.61

Product Sub Group	Sales Rep	Budget \$	Sales \$
Soup	Edward Laychak	\$438,801.97	\$5,218.23
Soup	Edward Smith	\$34,319.77	\$138.90
Soup	Janice Scott	\$782,753.89	\$7,827.18
Soup	Jimmie Holley	\$27,126.78	\$603.58
Soup	John Davis	\$1,660,794.61	\$559.45
Soup	John Greg	\$1,024,817.33	\$14,844.65
Soup	Jose Bowen	\$839,097.06	\$7,456.89
Soup	Judy Rowlett	\$1,289,525.43	\$7,786.94
Soup	Judy Thurman	\$11,468,721.66	\$22,526.00
Soup	Karen Clinton	\$505,377.05	\$2,346.26
Soup	Karl Anderson	\$1,257,921.39	\$34,205.41
Soup	Kathy Clinton	\$1,140,116.19	\$4,039.98
Soup	Ken Roberts	\$279,777.25	\$17,473.29
Soup	Kim Williams	\$270,648.19	\$4,100.81
Soup	Lee Chin	\$321,531.14	\$330.95
Soup	Lisa Taylor	\$41,281.41	\$123.05
Soup	Marian White	\$213,004.05	\$1,582.08
Soup	Martha Richard	\$119,139.66	\$1,741.74
Soup	Max Blagburn	\$1,691,204.06	\$239,244.20
Soup	Michael Stephens	\$339,469.01	\$848.51
Soup	Micheal Williams	\$690,265.81	\$7,545.37
Soup	Molly McKenzie	\$715,226.83	\$27,581.30
Soup	Odessa Morris	\$502,824.58	\$9,622.75
Soup	Patricia Taylor	\$150,347.56	\$104.47
Soup	Peggie Hurt	\$294,915.80	\$2,857.02

Product Sub Group	Sales Rep	Budget \$	Sales \$
Soup	Robert Kim	\$246,086.04	\$520.09
Soup	Ronald Golinski	\$713,544.68	\$5,665.91
Soup	Ronald Milam	\$995,701.13	\$12,854.95
Soup	Ruth Sakas	\$512,321.78	\$1,696.31
Soup	Samantha Allen	\$171,868.15	\$196.10
Soup	Sandra Barone	\$213,699.15	\$1,038.76
Soup	Sandra Howard	\$595,974.29	\$212,921.94
Soup	Scott Powell	\$956,133.04	\$7,491.28
Soup	Sharon Carver	\$1,952,915.33	\$12,390.07
Soup	Sheila Hein	\$893,179.78	\$6,826.77
Soup	Stephanie Reagan	\$160,367.37	\$9,385.58
Soup	Stewart Wind	\$425,077.95	\$8,682.73
Soup	TAGnology	\$5,060,763.62	\$32,976.25
Soup	Ted Moy	\$556,685.49	\$2,952.97
Soup	Teresa Lynch	\$197,880.59	\$4,508.85
Soup	Viginia Mountain	\$23,637.01	\$1,370.79
Soup	William Fisher	\$120,292.38	\$1,826.33
Tuna	Amalia Craig	\$339,276.94	\$3,266.19
Tuna	Amanda Honda	\$1,320,963.26	\$8,403.04
Tuna	Amelia Fields	\$244,470.97	\$2,131.36
Tuna	Angelen Carter	\$272,209.29	\$4,906.40
Tuna	Bima Malek	\$267,060.47	\$714.80
Tuna	Brad Taylor	\$2,455,116.13	\$5,469.43
Tuna	Brenda Gibson	\$1,601,039.31	\$732.71
Tuna	Brenda Kegler	\$50,311.68	\$824.19

Product Sub Group	Sales Rep	Budget \$	Sales \$
Tuna	Carolyn Halmon	\$7,020.41	\$600.03
Tuna	Cart Lynch	\$106,977.73	\$2,646.46
Tuna	Cary Frank	\$663,863.01	\$9,267.08
Tuna	Cheryle Sincock	\$14,089.66	\$170.59
Tuna	Craig Amundson	\$1,977,917.17	\$5,529.49
Tuna	Craig Lary	\$14,463.43	\$875.19
Tuna	David Howard	\$1,528,687.72	\$5,744.47
Tuna	David Laychak	\$1,347,081.87	\$13,264.02
Tuna	Deborah Halmon	\$566,567.23	(\$906.27)
Tuna	Dennis Fisher	\$153,525.23	\$3,326.03
Tuna	Dennis Johnson	\$508,895.13	\$1,049.54
Tuna	Don Simmons	\$135,316.60	\$2,793.04
Tuna	Donna Brown	\$1,446,229.16	\$166,620.50
Tuna	Edward Laychak	\$464,112.28	\$2,095.63
Tuna	Edward Smith	\$80,786.71	\$0.00
Tuna	Janice Scott	\$729,008.20	\$5,890.89
Tuna	Jimmie Holley	\$27,126.78	\$197.56
Tuna	John Davis	\$253,781.21	\$563.47
Tuna	John Greg	\$821,210.99	\$3,545.60
Tuna	Jose Bowen	\$752,892.38	\$2,180.88
Tuna	Judy Rowlett	\$505,205.46	\$1,699.09
Tuna	Judy Thurman	\$87,651.93	\$832.71
Tuna	Karl Anderson	\$799,041.18	\$11,181.33
Tuna	Kathy Clinton	\$367,184.61	\$400.12
Tuna	Ken Roberts	\$207,276.57	\$135.15

Product Sub Group	Sales Rep	Budget \$	Sales \$
Tuna	Martha Richard	\$98,624.87	\$867.45
Tuna	Max Blagburn	\$207,351.39	\$0.00
Tuna	Michael Stephens	\$390,707.45	\$1,134.00
Tuna	Micheal Williams	\$408,508.12	\$1,689.87
Tuna	Molly McKenzie	\$4,126.85	\$7,596.60
Tuna	Odessa Morris	\$323,822.79	\$3,805.90
Tuna	Peggie Hurt	\$155,437.01	\$0.00
Tuna	Ronald Milam	\$276,468.98	\$2,021.87
Tuna	Ruth Sakas	\$494,611.68	\$763.76
Tuna	Sandra Barone	\$172,136.04	\$303.00
Tuna	Scott Powell	\$862,063.50	(\$915.74)
Tuna	Sharon Carver	\$475,025.94	\$3,053.76
Tuna	Sheila Hein	\$350,086.87	\$4,820.23
Tuna	Stephanie Reagan	\$179,354.13	(\$566.46)
Tuna	Stewart Wind	\$177,789.33	\$563.47
Tuna	TAGnology	\$5,002,431.28	\$14,950.73
Tuna	Ted Moy	\$273,228.46	\$1,379.14
Tuna	Teresa Lynch	\$177,094.11	\$563.47
Tuna	Viginia Mountain	\$2,171.83	\$0.00